



GRADUATION DATA

DEPARTMENT OF **APPLIED FOREIGN LANGUAGES**

Graduation Data

SECTION 1

BACHELOR IN APPLIED FOREIGN LANGUAGES

SECTION 2

MASTER IN APPLIED FOREIGN LANGUAGES SPECIALTY:
MANAGEMENT AND INTERNATIONAL BUSINESS



BACHELOR IN APPLIED FOREIGN LANGUAGES

1



1.1 SUAD GRADUATES

GRADUATES OVER THE YEARS

In 2023/24, 24 students graduated from the programme (Figure 1).

To complete a degree, students are required to earn credits in a specified set of courses to be promoted to the next level. Therefore, successfully progressing in each semester and each year is predictive of whether students graduate on time.

GRADUATES NATIONALITY

Figure 2 displays the nationalities of graduates from the 2023/24 academic year, with 66.67% being Emirati nationals.

GRADUATES GENDER

The data in Figure 3 indicates that 79.17% of graduates were female.

COHORT ANALYSIS

In AY 2023/24, all students graduated on time, as shown in Figure 4.



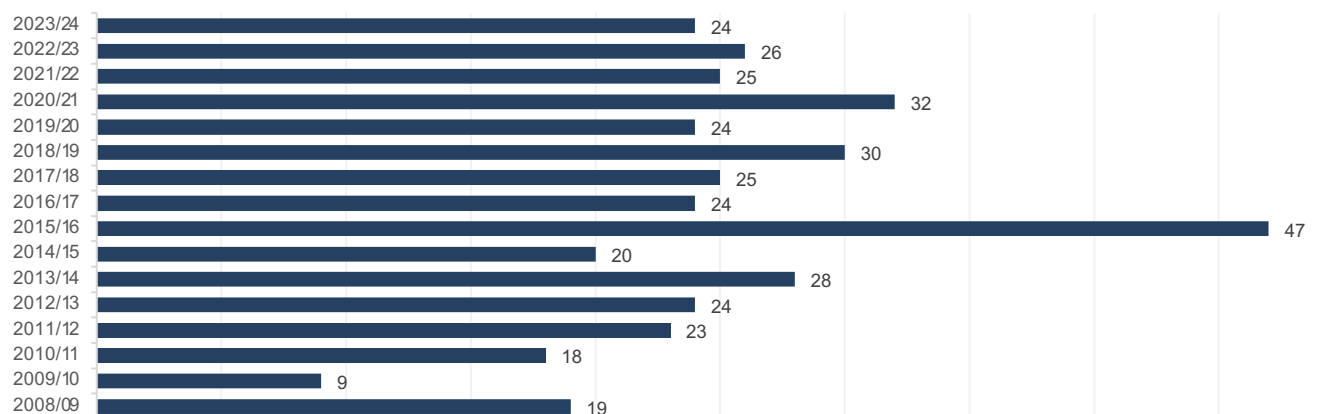


Figure 1
Total Graduates over the Years

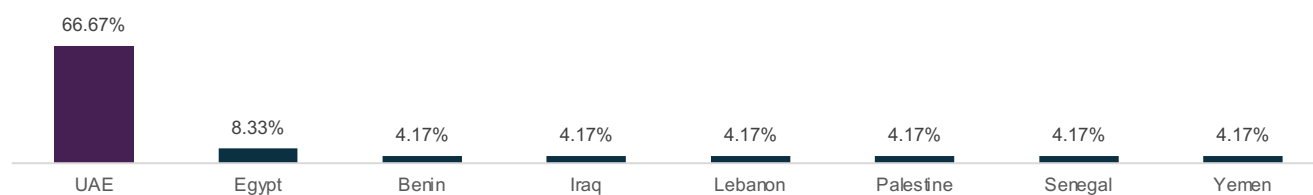


Figure 2
Graduates by Nationality

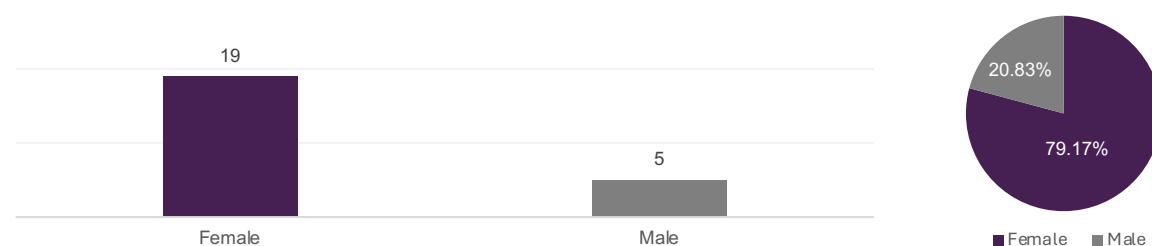


Figure 3
Graduates by Gender

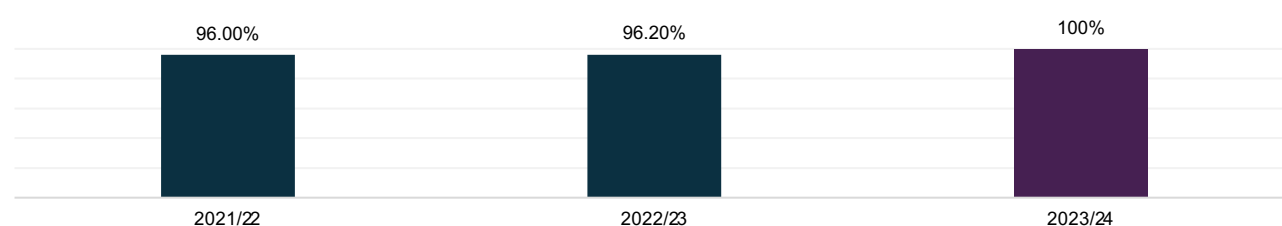


Figure 4
On-time Graduation

1.2 GRADUATE EMPLOYMENT

The Graduate employment data is extracted from the ADEK Graduate Destination Survey 2023/24 which uses the data of the previous academic year 2022/23. This survey is sent out to graduates from all programmes.

Total Respondents: 15 Graduates.

GRADUATES BY EMPLOYMENT STATUS

The data in Figure 5 indicate that 40% of the responding graduates are currently employed.

GRADUATES BY EMPLOYMENT SECTOR

The data in Figure 6 indicate that 66.67% of employed graduates were working in the private sector, while the remaining graduates were employed in local or federal government sectors.

EMPLOYMENT OF GRADUATES WITH NAFIS BENEFITS

16.67% of employed graduates were receiving Nafis benefits under the "Emirati Salary Support Scheme" (Figure 7).

EMPLOYMENT STATUS WHILE STUDYING AT SUAD

The data in Figure 8 indicate that 13.33% of responding graduates were employed while studying at SUAD.

GRADUATES PURSUING HIGHER STUDIES

6.67% of responding graduates were enrolled in further studies (Figure 9).

GRADUATES SEEKING EMPLOYMENT OPPORTUNITIES

The data in Figure 10 indicate that 80% of graduates are actively seeking employment or exploring new job opportunities.


Response rate
57.70%

13.30%
Male



86.70%
Female





40%
Currently working

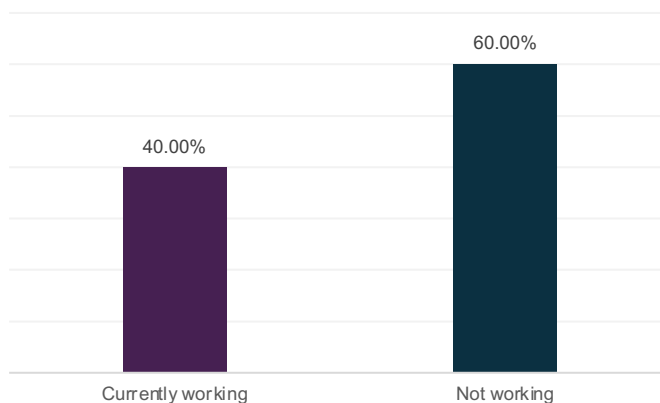


Figure 5
Graduates by Employment Status

Figure 6
Graduates by Employment Sector

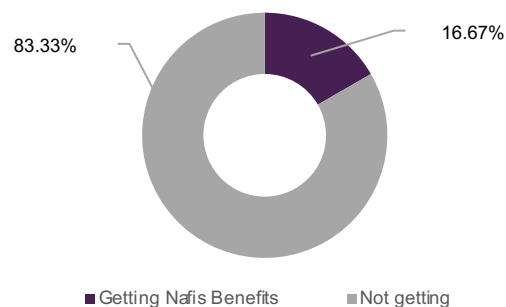
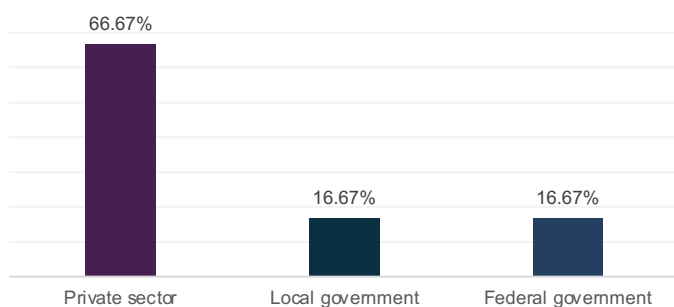


Figure 7
Employment by Nafis Benefits

Figure 8
Employment Status While Studying

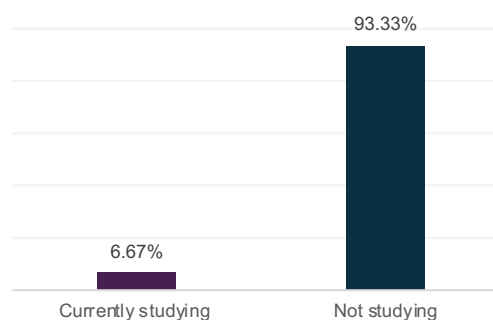
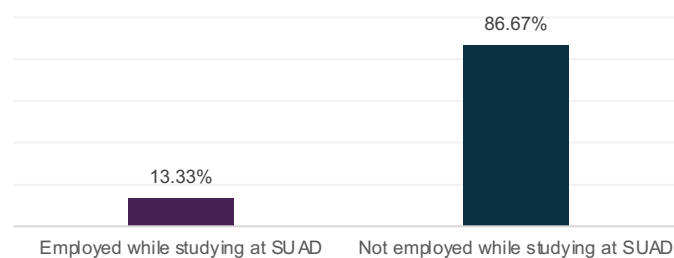



Figure 9
Further Studies Statistics



80%
Looking for a job

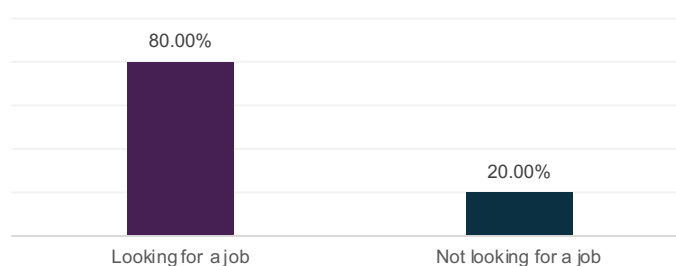


Figure 10
Job Seeking Breakdown

2

MASTER IN APPLIED FOREIGN LANGUAGES SPECIALTY

MANAGEMENT AND INTERNATIONAL BUSINESS



2.1 SUAD GRADUATES

GRADUATES OVER THE YEARS

In 2023/24, 10 students graduated from the programme (Figure 1).

To complete a degree, students are required to earn credits in a specified set of courses to be promoted to the next level. Therefore, successfully progressing in each semester and each year is predictive of whether students graduate on time.

GRADUATES NATIONALITY

Figure 2 illustrates the nationalities of graduates from the 2023/24 academic year. Emirati nationals accounted for 50% of the graduates, with the remainder hailing from Cyprus, France, Lebanon, Russia, and Saudi Arabia.

GRADUATES GENDER

The data in Figure 3 indicates that 90% of graduates were female.

COHORT ANALYSIS

In AY 2023/24, 100% of the students graduated on time (Figure 4).



Figure 1
Total Graduates over the Years

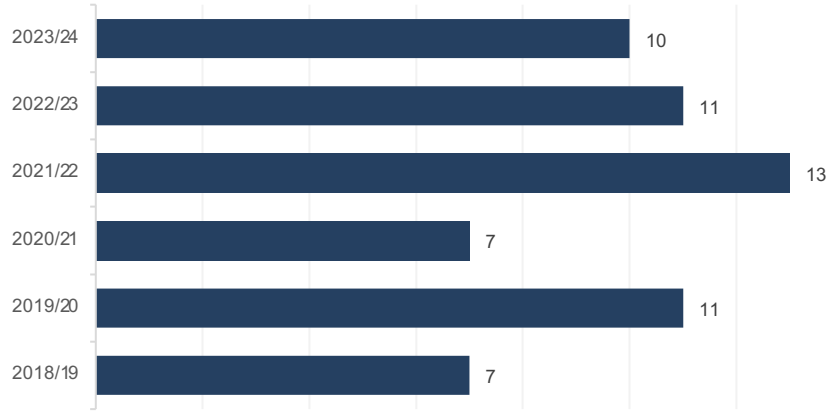


Figure 2
Graduates by Nationality

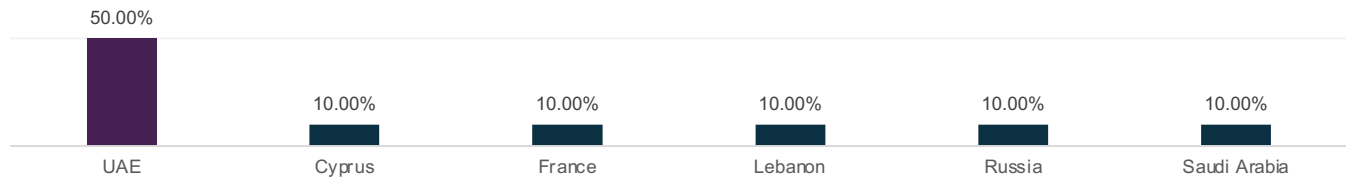


Figure 3
Graduates by Gender

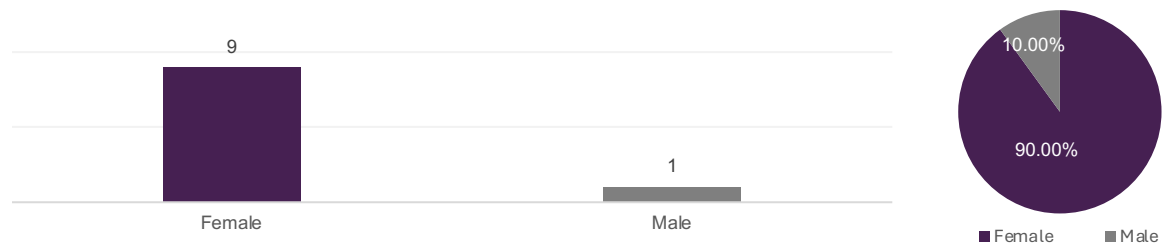
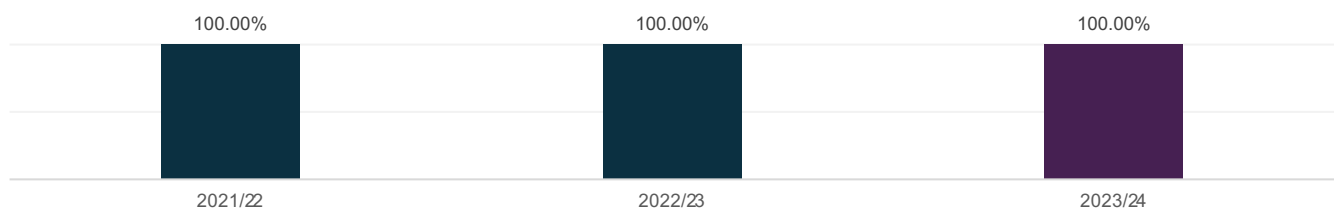


Figure 4
On-time Graduation



2.2 GRADUATE EMPLOYMENT

The Graduate employment data is extracted from the ADEK Graduate Destination Survey 2023/24 which uses the data of the previous academic year 2022/23. This survey is sent out to graduates from all programmes.

Total Respondents: 9 Graduates.

GRADUATES BY EMPLOYMENT STATUS

The data in Figure 5 indicate that 77.78% of the responding graduates are currently employed.

GRADUATES BY EMPLOYMENT SECTOR

The data in Figure 6 indicate that 66.67% of employed graduates were working in the private sector, while the remaining graduates were employed in local or federal government sectors.

EMPLOYMENT OF GRADUATES WITH NAFIS BENEFITS

None of employed graduates were receiving Nafis benefits under the "Emirati Salary Support Scheme" (Figure 7).

EMPLOYMENT STATUS WHILE STUDYING AT SUAD

The data in Figure 8 indicate that 66.67% of responding graduates were employed while studying at SUAD.

GRADUATES PURSUING HIGHER STUDIES

11.11% of responding graduates were enrolled in further studies (Figure 9).

GRADUATES SEEKING EMPLOYMENT OPPORTUNITIES

The data in Figure 10 indicate that 66.67% of graduates are actively seeking employment or exploring new job opportunities.



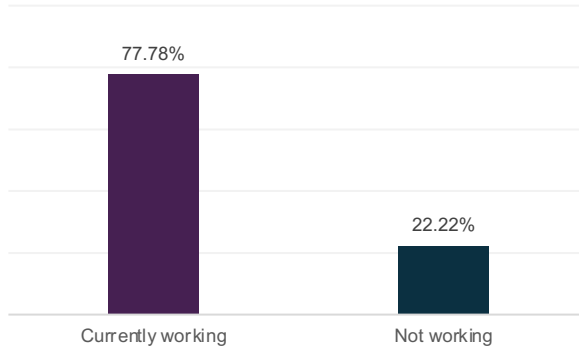
11.10%
Male



88.90%
Female

Response rate
81.80%

Figure 5
Graduates by Employment Status



77.78%
Currently working




Figure 7
Employment by Nafis Benefits


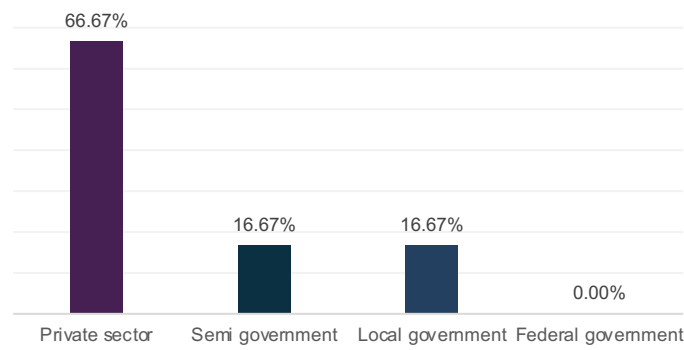


Figure 6
Graduates by Employment Sector

Figure 9
Further Studies Statistics

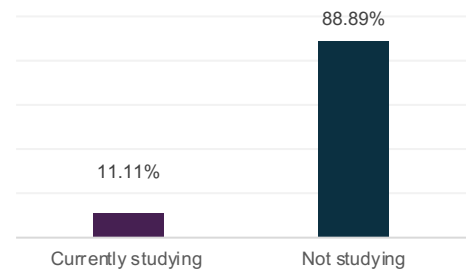
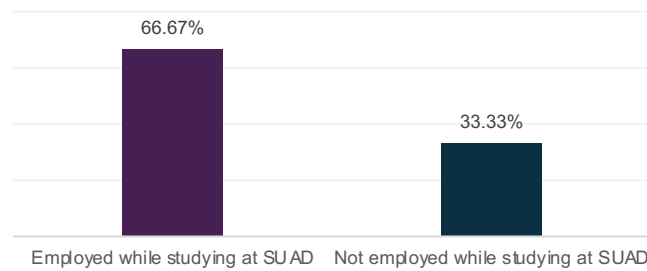
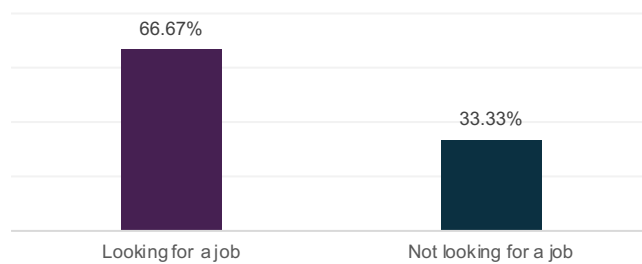



Figure 8
Employment Status While Studying

Figure 10
Job Seeking Breakdown



66.67%
Looking for a job



DEPARTMENT OF **DEPARTMENT OF FRENCH STUDIES**

Graduation Data

SECTION 1

BACHELOR IN FRENCH LITERATURE

SECTION 2

MASTER IN TEACHING FRENCH AS A FOREIGN LANGUAGE



1

BACHELOR IN FRENCH LITERATURE

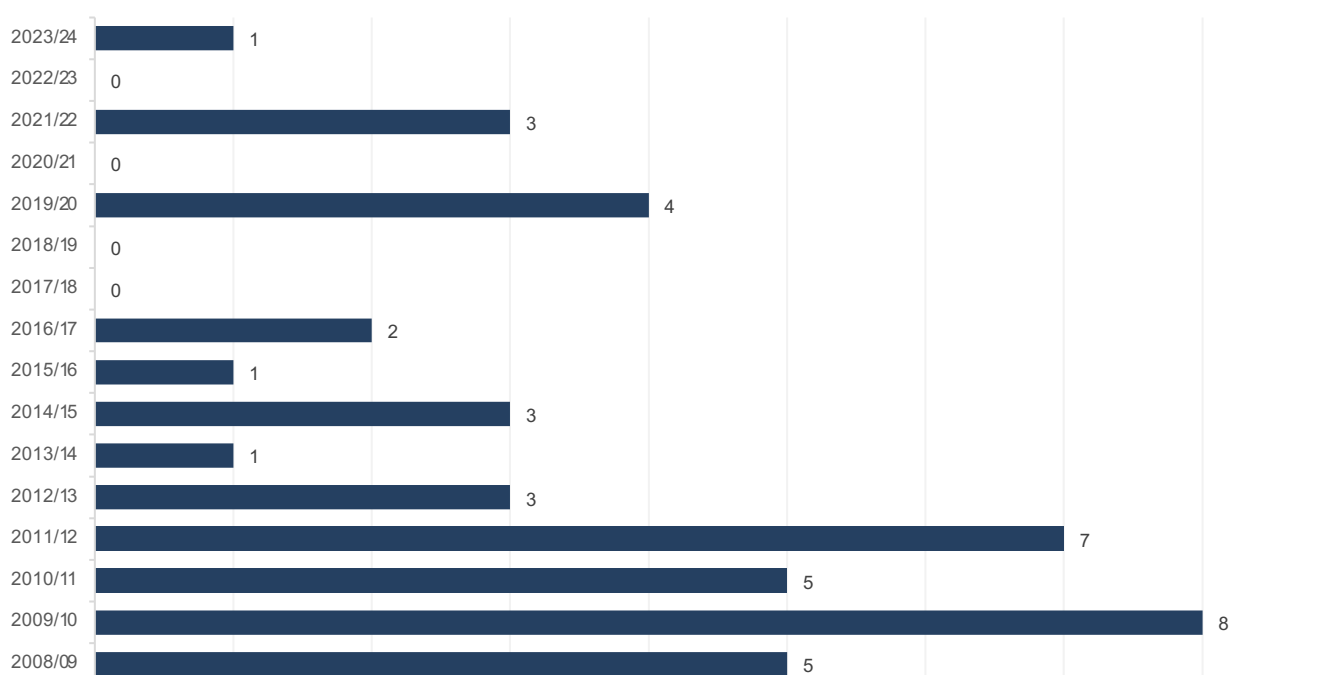


1.1 SUAD GRADUATES

GRADUATES OVER THE YEARS

To complete a degree, students are required to earn credits in a specified set of courses to be promoted to the next level. Therefore, successfully progressing in each semester and each year is predictive of whether students graduate on time.

In AY 2023/24, one female student from Saudi Arabia graduated on time from the programme (Figure 1).



1.2 GRADUATE EMPLOYMENT

The Graduate employment data is extracted from the ADEK Graduate Destination Survey 2023/24 which uses the data of the previous academic year 2022/23. This survey is sent out to graduates from all programmes.

There were no graduates from the Bachelor in French Literature programme during the academic year 2022/23.

2

MASTER IN TEACHING FRENCH AS A FOREIGN LANGUAGE



2.1 SUAD GRADUATES

GRADUATES OVER THE YEARS

In 2023/24, 2 students graduated from the programme (Figure 1).

To complete a degree, students are required to earn credits in a specified set of courses to be promoted to the next level. Therefore, successfully progressing in each semester and each year is predictive of whether students graduate on time.

GRADUATES NATIONALITY

Figure 2 illustrates the nationalities of graduates for the academic year 2023/24, showing equal representation from Algerian and Jordanian graduates.

GRADUATES GENDER

The data in Figure 3 indicates that 100% of graduates were female.

COHORT ANALYSIS

In AY 2023/24, 100% of the students graduated on time (Figure 4).



Figure 1
Total Graduates over the Years

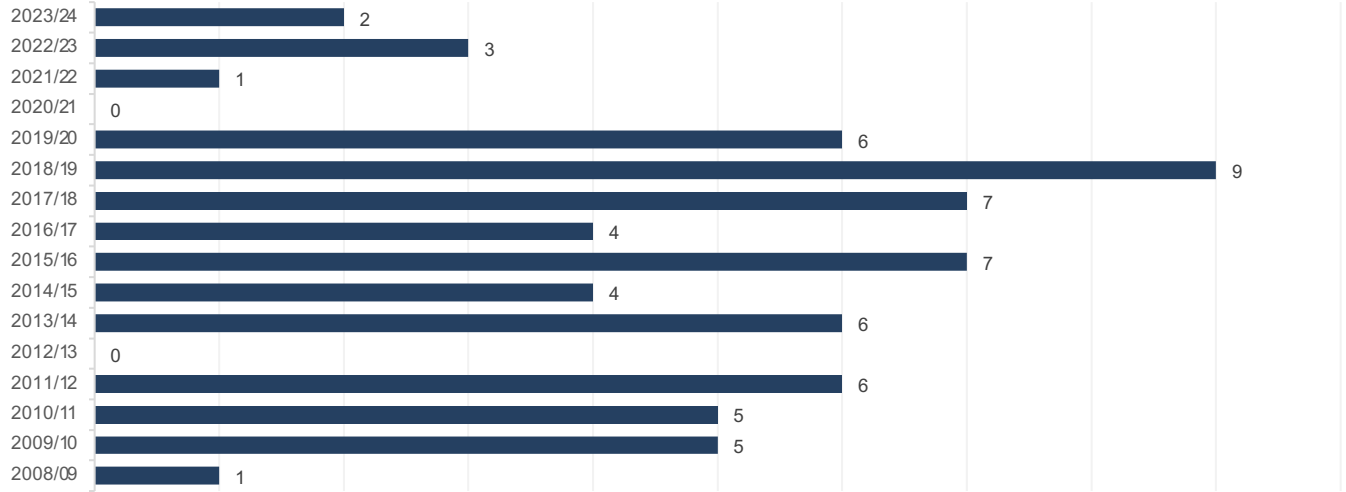


Figure 2
Graduates by Nationality


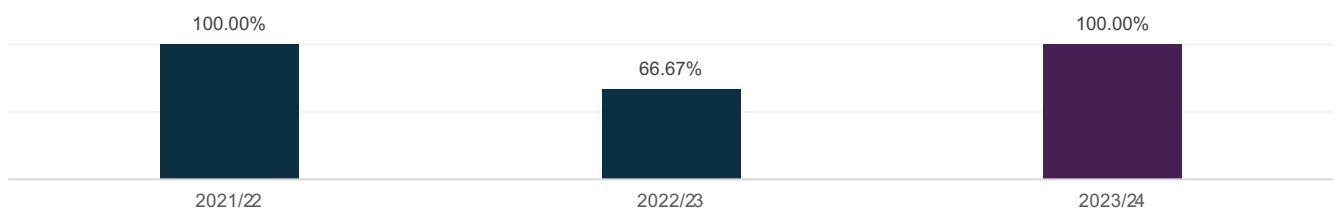


Figure 3
Graduates by Gender



Figure 4
On-time Graduation



2.2 GRADUATE EMPLOYMENT

The Graduate employment data is extracted from the ADEK Graduate Destination Survey 2023/24 which uses the data of the previous academic year 2022/23. This survey is sent out to graduates from all programmes.

Total Respondents: 3 Graduates.

GRADUATES BY EMPLOYMENT STATUS

The data in Figure 5 indicate that 66.67% of the responding graduates are currently employed.

GRADUATES BY EMPLOYMENT SECTOR

The data in Figure 6 indicate that 100% of employed graduates were working in the private sector.

EMPLOYMENT OF GRADUATES WITH NAFIS BENEFITS

None of employed graduates were receiving Nafis benefits under the "Emirati Salary Support Scheme" (Figure 7).

EMPLOYMENT STATUS WHILE STUDYING AT SUAD

The data in Figure 8 indicate that 33.33% of responding graduates were employed while studying at SUAD.

GRADUATES PURSUING HIGHER STUDIES

None of responding graduates were enrolled in further studies (Figure 9).

GRADUATES SEEKING EMPLOYMENT OPPORTUNITIES

The data in Figure 19 indicate that 33.33% of graduates are seeking a job.



0%
Male

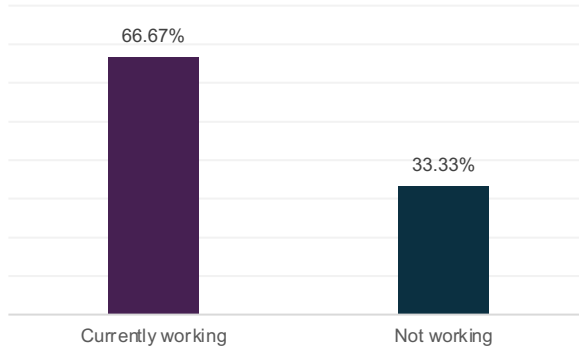


100%
Female

Response rate

100%

Figure 5
Graduates by Employment Status



66.67%
Currently working




Figure 7
Employment by Nafis Benefits


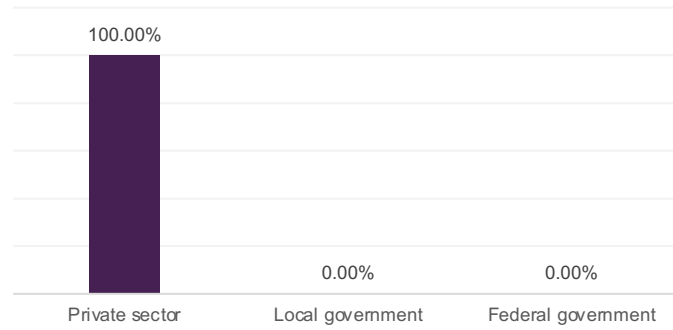


Figure 6
Graduates by Employment Sector

Figure 9
Further Studies Statistics

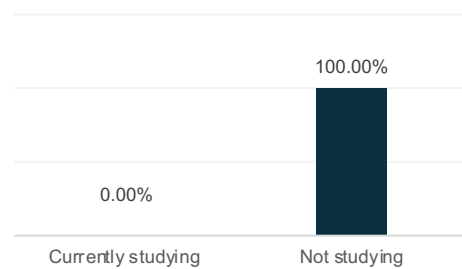
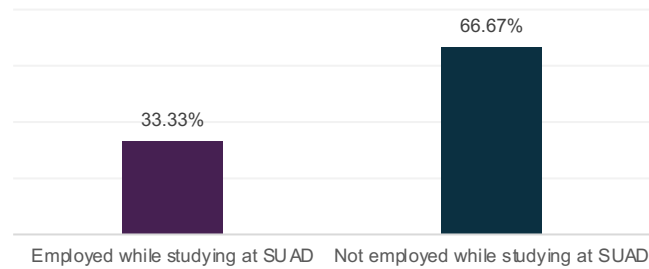
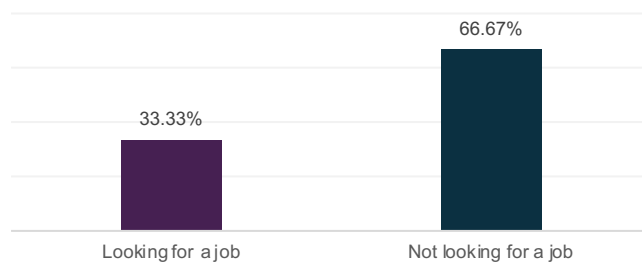



Figure 8
Employment Status While Studying

Figure 10
Job Seeking Breakdown



33.33%
Looking for a job



DEPARTMENT OF **GEOGRAPHY AND PLANNING**

Graduation Data

SECTION 1

BACHELOR IN GEOGRAPHY AND PLANNING

SECTION 2

MASTER IN ENVIRONMENT: DYNAMICS OF TERRITORIES AND SOCIETIES

SECTION 3

MASTER IN URBAN PLANNING AND DEVELOPMENT



1

BACHELOR IN GEOGRAPHY AND PLANNING



1.1 SUAD GRADUATES

GRADUATES OVER THE YEARS

In 2023/24, 14 students graduated from the programme (Figure 1).

To complete a degree, students are required to earn credits in a specified set of courses to be promoted to the next level. Therefore, successfully progressing in each semester and each year is predictive of whether students graduate on time.

GRADUATES NATIONALITY

Figure 2 illustrates the nationalities of graduates for the academic year 2023/24. Emirati graduates constitute 64.29% of the total, while graduates from Egypt, France, Niger, Senegal, and Sudan each represent 7.14%.

GRADUATES GENDER

The data in Figure 3 indicates that 71.43% of graduates were female.

COHORT ANALYSIS

In AY 2023/24, 100% of the students graduated on time (Figure 4).




Figure 1
Total Graduates over the Years

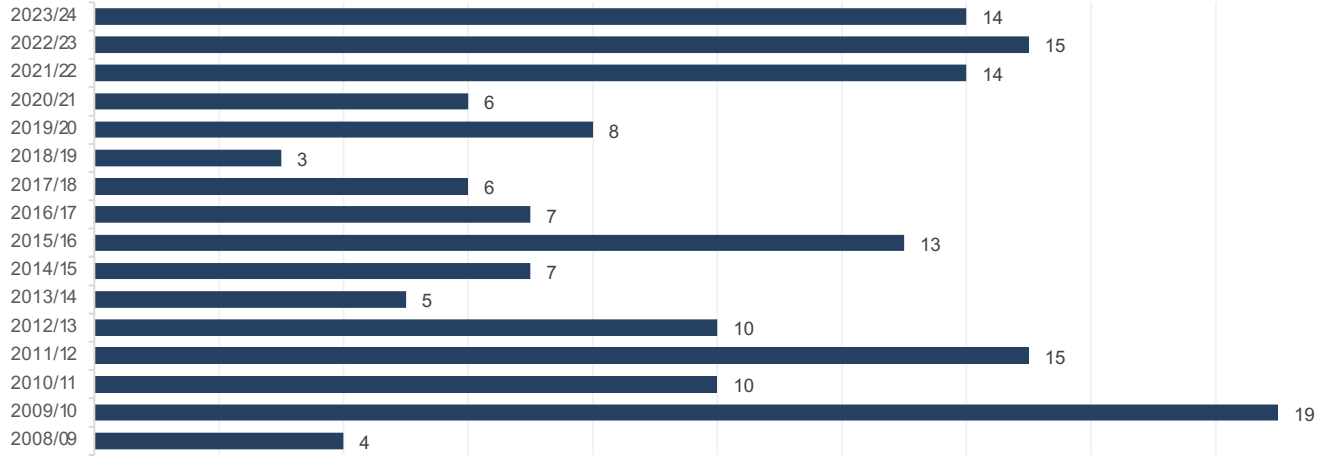


Figure 2
Graduates by Nationality

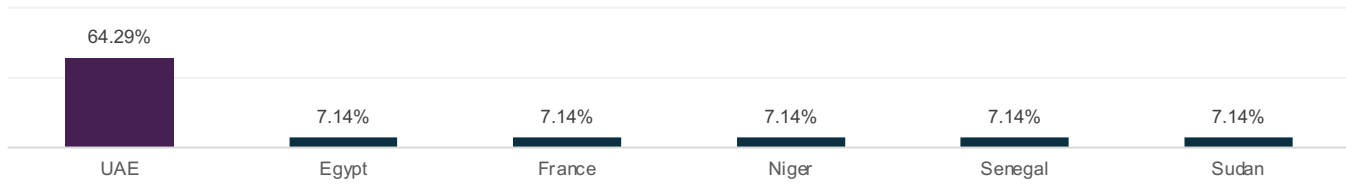


Figure 3
Graduates by Gender

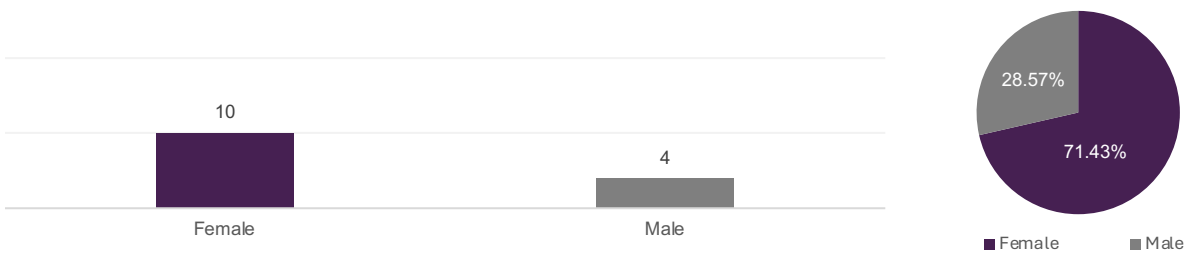
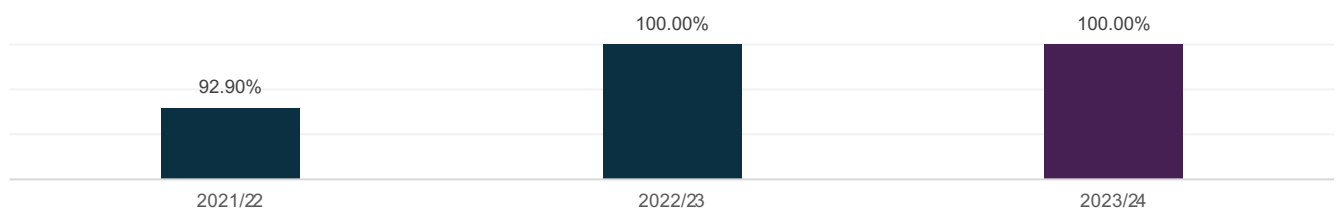


Figure 4
On-time Graduation



1.2 GRADUATE EMPLOYMENT

The Graduate employment data is extracted from the ADEK Graduate Destination Survey 2023/24 which uses the data of the previous academic year 2022/23. This survey is sent out to graduates from all programmes.

Total Respondents: 10 Graduates.

GRADUATES BY EMPLOYMENT STATUS

The data in Figure 5 indicate that 40% of the responding graduates are currently employed.

GRADUATES BY EMPLOYMENT SECTOR

The data in Figure 6 indicate that 75% of employed graduates were working in the private sector.

EMPLOYMENT OF GRADUATES WITH NAFIS BENEFITS

Figure 7 indicates that 25% of employed graduates were beneficiaries of Nafis under the 'Emirati Salary Support Scheme'.

EMPLOYMENT STATUS WHILE STUDYING AT SUAD

The data in Figure 8 indicate that 10% of responding graduates were employed while studying at SUAD.

GRADUATES PURSUING HIGHER STUDIES

Figure 9 shows that 10% of responding graduates were pursuing further studies.

GRADUATES SEEKING EMPLOYMENT OPPORTUNITIES

The data in Figure 10 indicate that 80% of graduates are actively seeking employment or exploring new job opportunities.



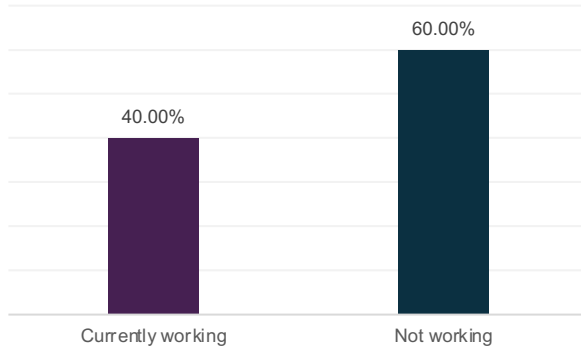
10%
Male



90%
Female

Response rate
66.67%

Figure 5
Graduates by Employment Status



40%
Currently working



Figure 7
Employment by Nafis Benefits

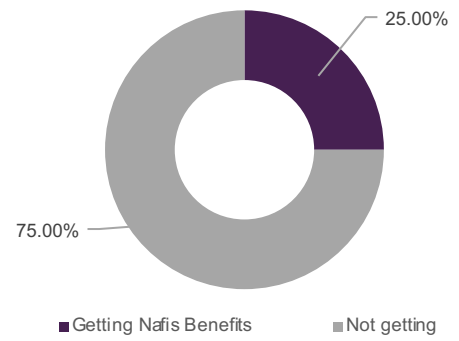
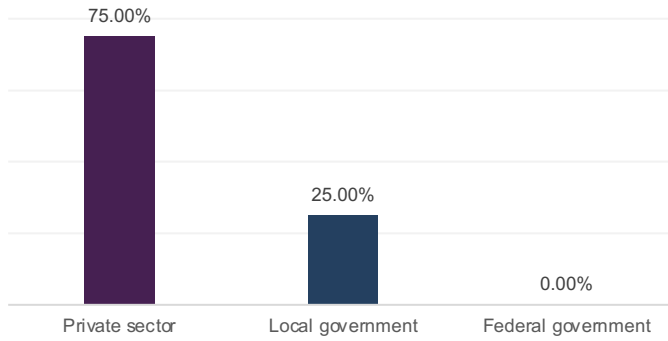


Figure 6
Graduates by Employment Sector

Figure 9
Further Studies Statistics

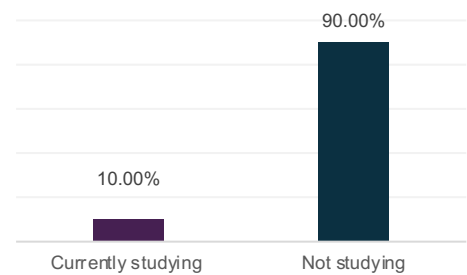
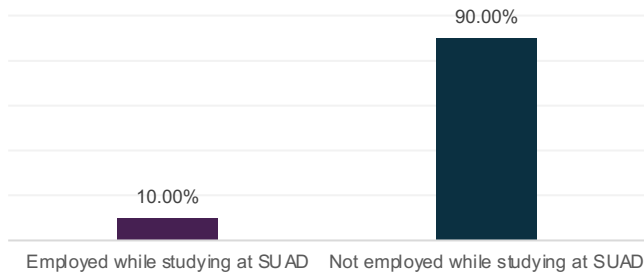
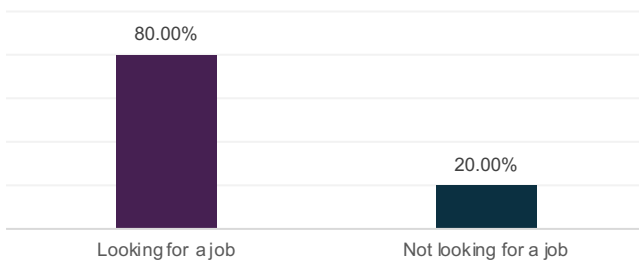



Figure 8
Employment Status While Studying

Figure 10
Job Seeking Breakdown



80%
Looking for a job



MASTER IN ENVIRONMENT: DYNAMICS OF TERRITORIES AND SOCIETIES

2

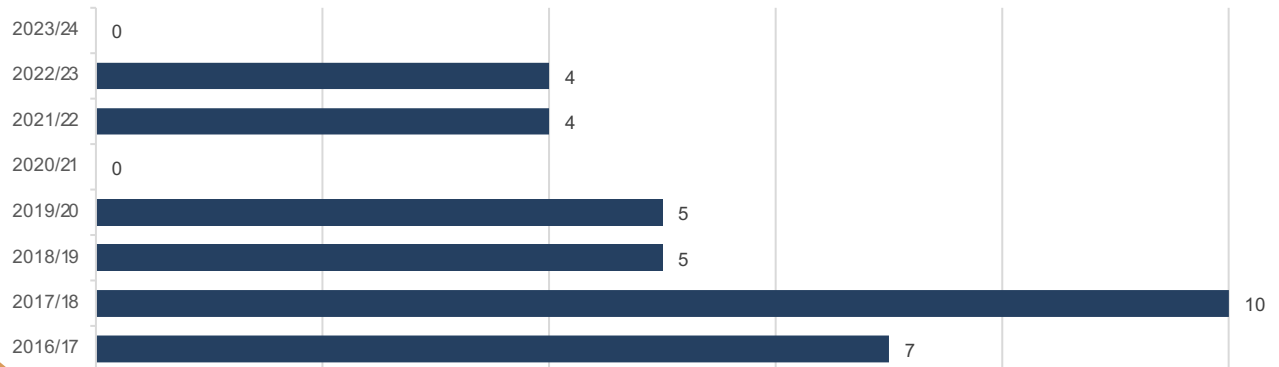


2.1 SUAD GRADUATES

GRADUATES OVER THE YEARS

In the academic year 2023/24, there were no graduates from the programme, as shown in Figure 1.

To complete a degree, students are required to earn credits in a specified set of courses to be promoted to the next level. Therefore, successfully progressing in each semester and each year is predictive of whether students graduate on time.



2.2 GRADUATE EMPLOYMENT

The Graduate employment data is extracted from the ADEK Graduate Destination Survey 2023/24 which uses the data of the previous academic year 2022/23. This survey is sent out to graduates from all programmes.

Total Respondents: 4 Graduates.

GRADUATES BY EMPLOYMENT STATUS

The data in Figure 2 indicate that 75% of the responding graduates are currently employed.

GRADUATES BY EMPLOYMENT SECTOR

Figure 3 shows that 66.67% of employed graduates were working in the local government sector, while 33.33% were employed in the private sector.

EMPLOYMENT OF GRADUATES WITH NAFIS BENEFITS

Figure 4 indicates that none of employed graduates were beneficiaries of Nafis under the 'Emirati Salary Support Scheme'.

EMPLOYMENT STATUS WHILE STUDYING AT SUAD

The data in Figure 5 indicate that 50% of responding graduates were employed while studying at SUAD.

GRADUATES PURSUING HIGHER STUDIES

Figure 6 shows that none of responding graduates were pursuing further studies.

GRADUATES SEEKING EMPLOYMENT OPPORTUNITIES

The data in Figure 7 indicate that 75% of graduates are actively seeking employment or exploring new job opportunities.



25%
Male

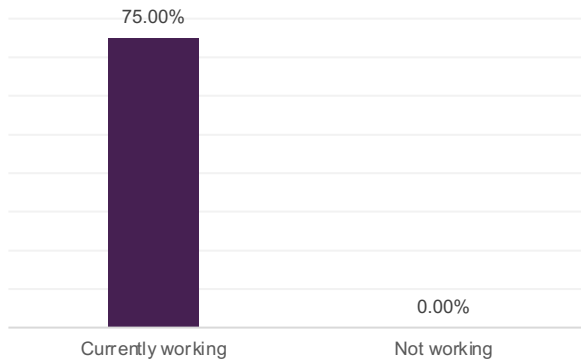


75%
Female

Response rate

100%

Figure 5
Graduates by Employment Status



75%
Currently working



Figure 7
Employment by Nafis Benefits

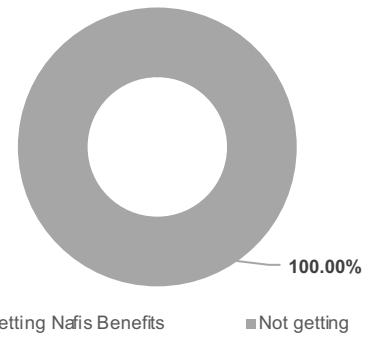
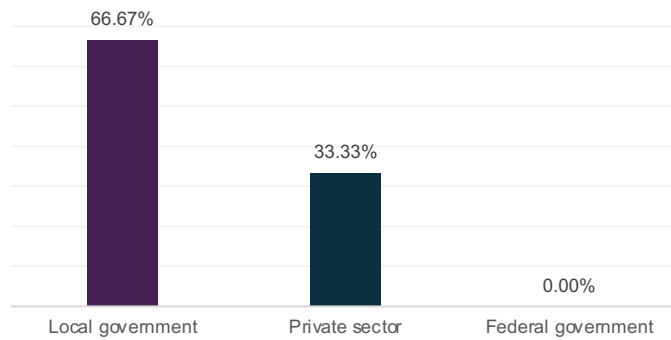


Figure 6
Graduates by Employment Sector

Figure 9
Further Studies Statistics

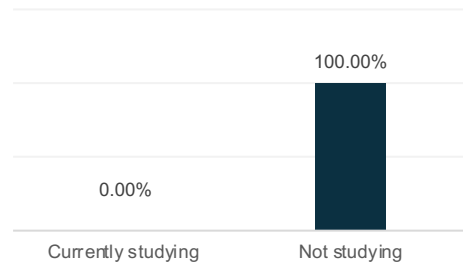
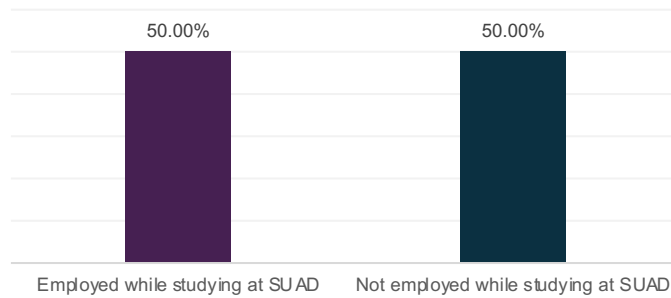
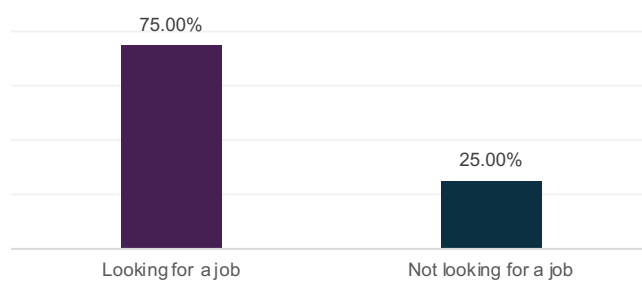



Figure 8
Employment Status While Studying

Figure 10
Job Seeking Breakdown



75%
Looking for a job



MASTER IN URBAN PLANNING AND DEVELOPMENT

3

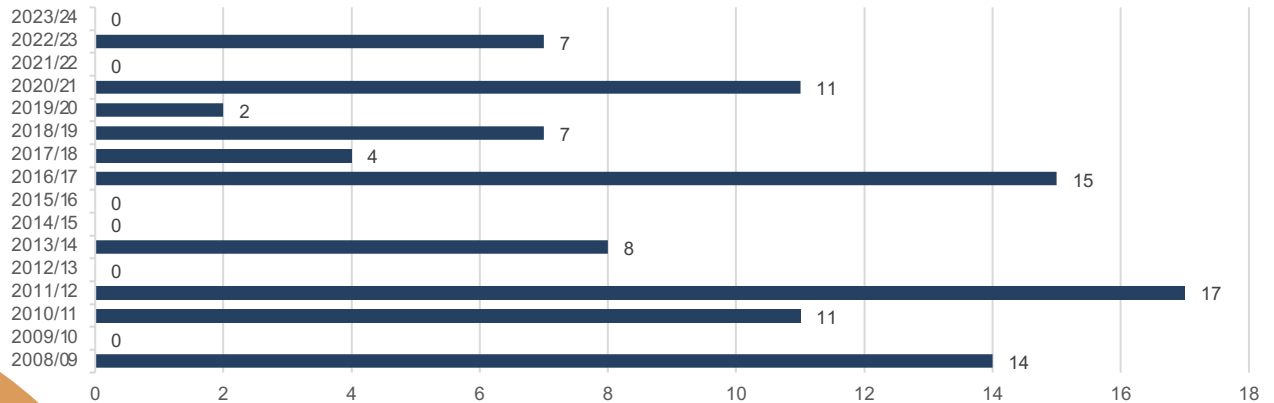


3.1 SUAD GRADUATES

GRADUATES OVER THE YEARS

In the academic year 2023/24, there were no graduates from the programme, as shown in Figure 1.

To complete a degree, students are required to earn credits in a specified set of courses to be promoted to the next level. Therefore, successfully progressing in each semester and each year is predictive of whether students graduate on time.



3.2 GRADUATE EMPLOYMENT

The Graduate employment data is extracted from the ADEK Graduate Destination Survey 2023/24 which uses the data of the previous academic year 2022/23. This survey is sent out to graduates from all programmes.

Total Respondents: 7 Graduates.

GRADUATES BY EMPLOYMENT STATUS

The data in Figure 2 indicate that 100% of the responding graduates are currently employed.

GRADUATES BY EMPLOYMENT SECTOR

Figure 3 indicates that 42.86% of employed graduates were working in the local government sector, while the remainder were employed in the private, federal, and semi-governmental sectors.

EMPLOYMENT OF GRADUATES WITH NAFIS BENEFITS

Figure 4 indicates that none of employed graduates were beneficiaries of Nafis under the 'Emirati Salary Support Scheme'.

EMPLOYMENT STATUS WHILE STUDYING AT SUAD

The data in Figure 5 indicate that 71.43% of responding graduates were employed while studying at SUAD.

GRADUATES PURSUING HIGHER STUDIES

Figure 6 shows that none of responding graduates were pursuing further studies.

GRADUATES SEEKING EMPLOYMENT OPPORTUNITIES

The data in Figure 7 indicate that 28.57% of graduates are actively seeking employment or exploring new job opportunities.



28.60%
Male

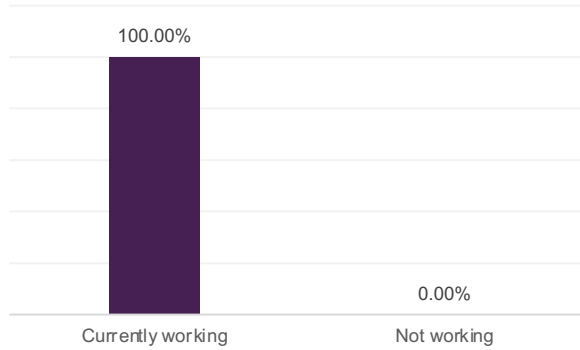


71.40%
Female

Response rate

100%

Figure 5
Graduates by Employment Status



100%
Currently working




Figure 7
Employment by Nafis Benefits


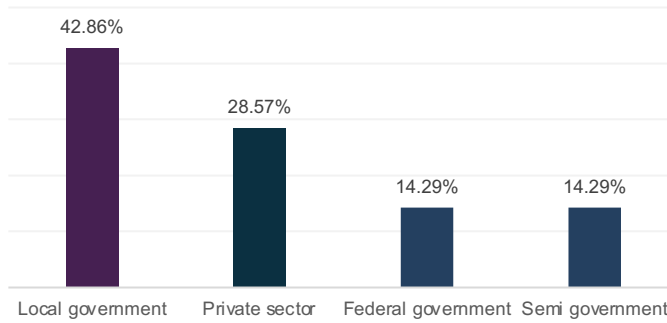


Figure 6
Graduates by Employment Sector

Figure 9
Further Studies Statistics

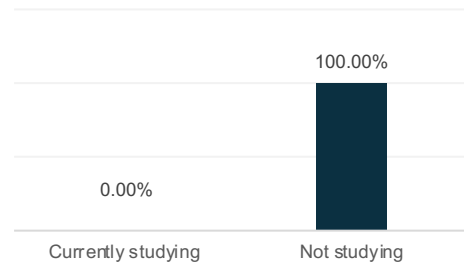
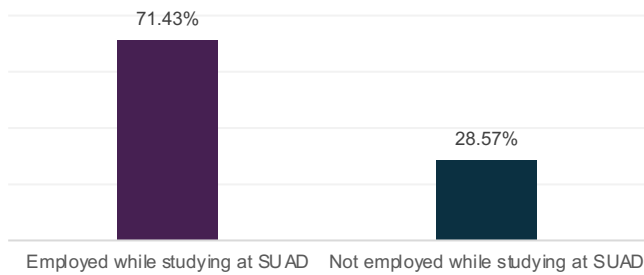
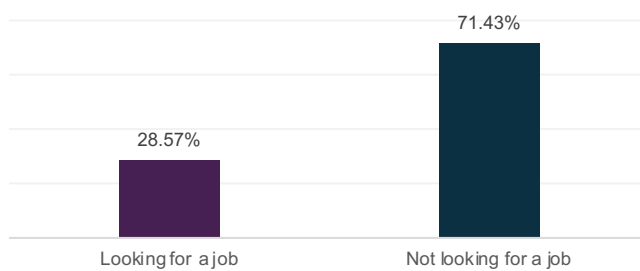



Figure 8
Employment Status While Studying

Figure 10
Job Seeking Breakdown



28.57%
Looking for a job



DEPARTMENT OF **ARCHAEOLOGY AND HISTORY OF ART**

Graduation Data

SECTION 1

BACHELOR IN HISTORY OF ART AND ARCHAEOLOGY

SECTION 2

MASTER IN HISTORY OF ART AND MUSEUM STUDIES

SECTION 3

MASTER IN ARCHAEOLOGY AND CULTURAL HERITAGE



1

BACHELOR IN HISTORY OF ART AND ARCHAEOLOGY



1.1 SUAD GRADUATES

GRADUATES OVER THE YEARS

In 2023/24, 5 students graduated from the programme (Figure 1).

To complete a degree, students are required to earn credits in a specified set of courses to be promoted to the next level. Therefore, successfully progressing in each semester and each year is predictive of whether students graduate on time.

GRADUATES NATIONALITY

Figure 2 illustrates the nationalities of graduates for the academic year 2023/24, with 60% of graduates being Emirati, and the remaining 20% being French and 20% Senegalese.

GRADUATES GENDER

Figure 3 indicates that 100% of the graduates were female.

COHORT ANALYSIS

Figure 4 shows that all graduates in AY 2023/24 completed the programme on time.




Figure 1
Total Graduates over the Years

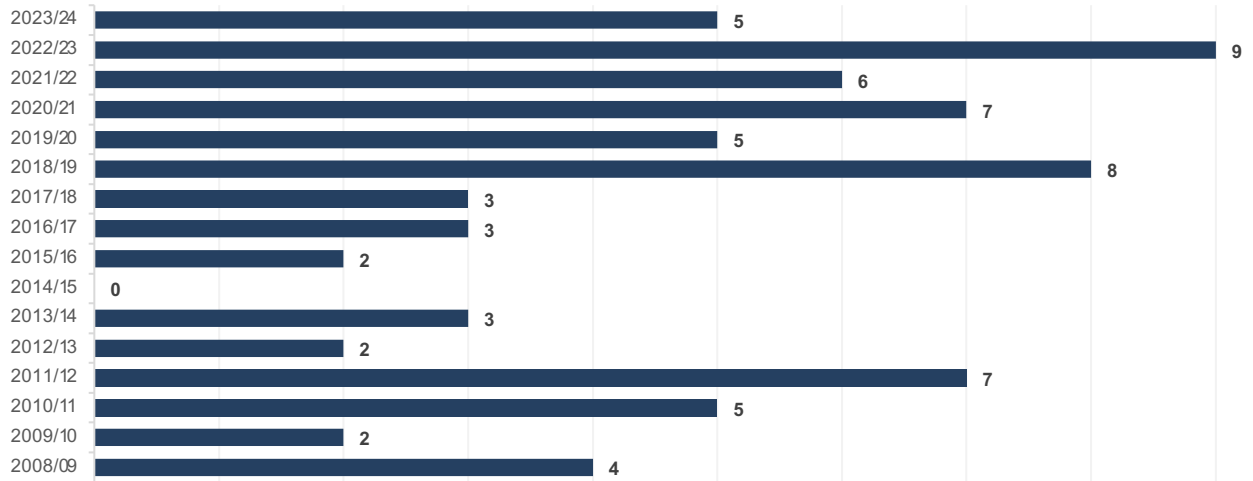


Figure 2
Graduates by Nationality

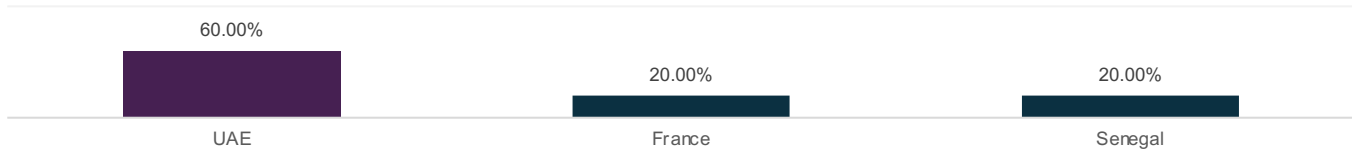


Figure 3
Graduates by Gender

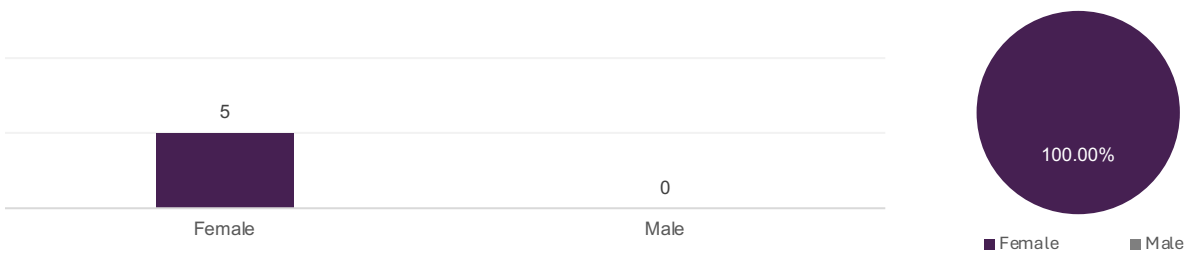
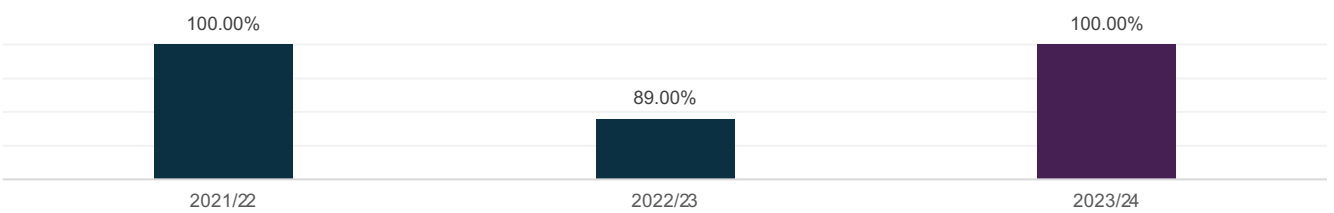


Figure 4
On-time Graduation



1.2 GRADUATE EMPLOYMENT

The Graduate employment data is extracted from the ADEK Graduate Destination Survey 2023/24 which uses the data of the previous academic year 2022/23. This survey is sent out to graduates from all programmes.

Total Respondents: 6 Graduates.

GRADUATES BY EMPLOYMENT STATUS

The data in Figure 5 indicate that 33.33% of the responding graduates are currently employed.

GRADUATES BY EMPLOYMENT SECTOR

Figure 6 shows that 100% of employed graduates were working in the local government sector.

EMPLOYMENT OF GRADUATES WITH NAFIS BENEFITS

Figure 7 indicates that none of employed graduates were beneficiaries of Nafis under the 'Emirati Salary Support Scheme'.

EMPLOYMENT STATUS WHILE STUDYING AT SUAD

The data in Figure 8 indicate that 16.67% of responding graduates were employed while studying at SUAD.

GRADUATES PURSUING HIGHER STUDIES

Figure 9 shows that none of responding graduates were pursuing further studies.

GRADUATES SEEKING EMPLOYMENT OPPORTUNITIES

The data in Figure 10 indicate that 83.33% of graduates are actively seeking employment or exploring new job opportunities.



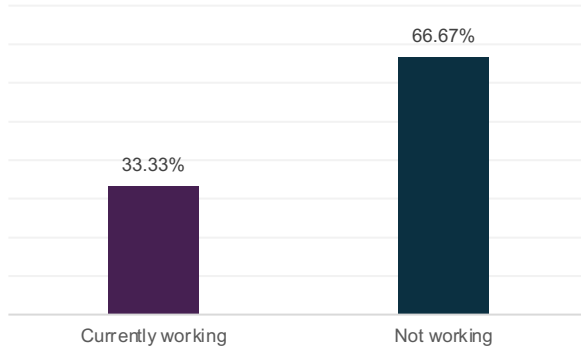
16.7%
Male



83.3%
Female

Response rate
66.67%

Figure 5
Graduates by Employment Status



33.33%
Currently working




Figure 7
Employment by Nafis Benefits


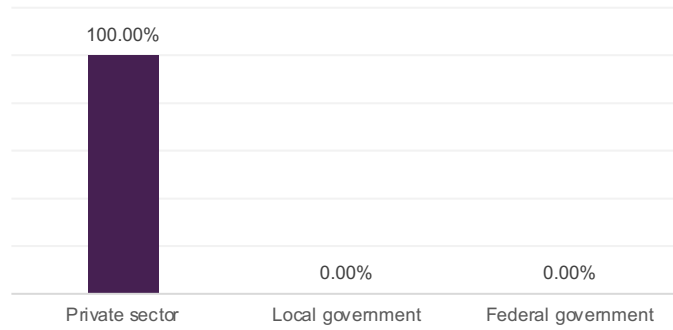


Figure 6
Graduates by Employment Sector

Figure 9
Further Studies Statistics

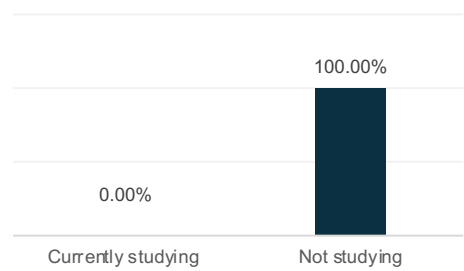
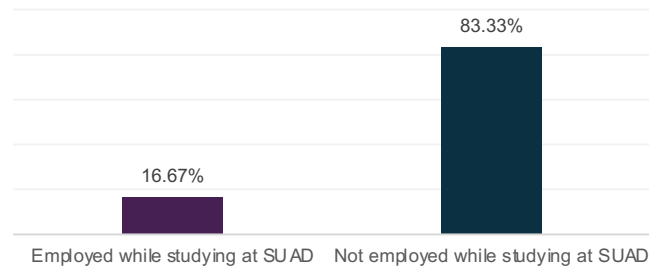
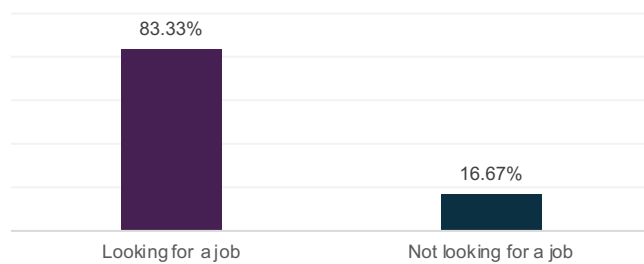



Figure 8
Employment Status While Studying

Figure 10
Job Seeking Breakdown



83.33%
Looking for a job



MASTER IN HISTORY OF ART AND MUSEUM STUDIES

2



2.1 SUAD GRADUATES

GRADUATES OVER THE YEARS

In 2023/24, 6 students graduated from the programme (Figure 1).

To complete a degree, students are required to earn credits in a specified set of courses to be promoted to the next level. Therefore, successfully progressing in each semester and each year is predictive of whether students graduate on time.

GRADUATES NATIONALITY

Figure 2 illustrates the nationalities of graduates for the academic year 2023/24, with 83.33% being from the UAE and the remaining 16.67% from Lebanon.

GRADUATES GENDER

The data in Figure 3 indicates that 83.33% of graduates were female.

COHORT ANALYSIS

Figure 4 shows that all students graduated on time in AY 2023/24.



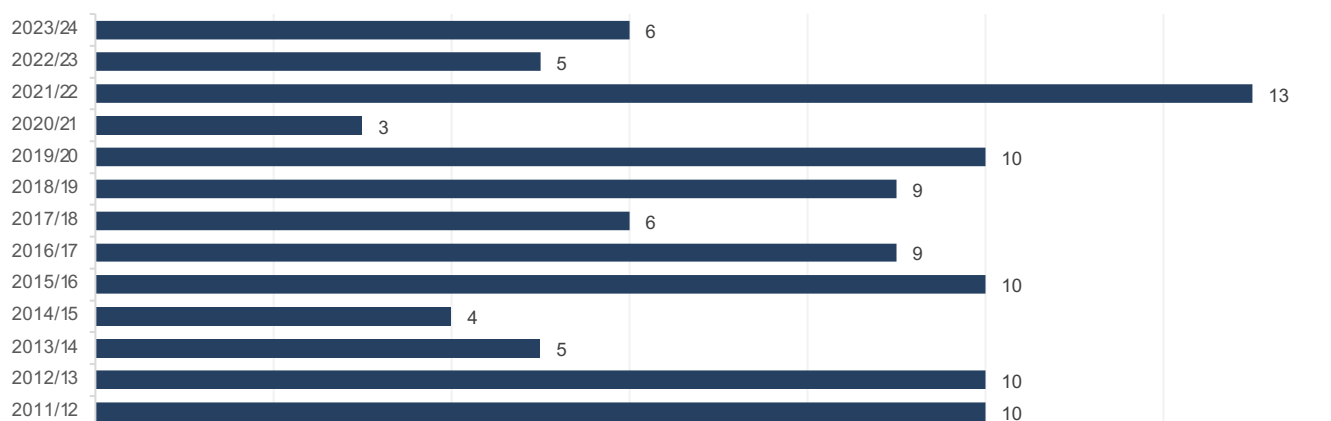


Figure 1
Total Graduates over the Years




Figure 2
Graduates by Nationality

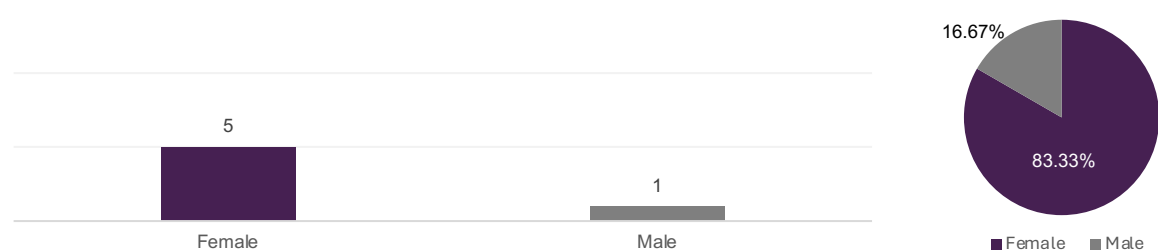


Figure 3
Graduates by Gender

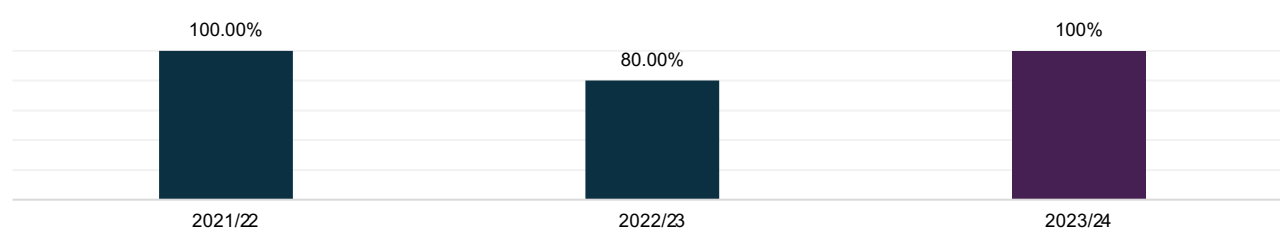


Figure 4
On-time Graduation

2.2 GRADUATE EMPLOYMENT

The Graduate employment data is extracted from the ADEK Graduate Destination Survey 2023/24 which uses the data of the previous academic year 2022/23. This survey is sent out to graduates from all programmes.

Total Respondents: 2 Graduates.

GRADUATES BY EMPLOYMENT STATUS

The data in Figure 5 indicate that 100% of the responding graduates are currently employed.

GRADUATES BY EMPLOYMENT SECTOR

Figure 6 shows that employed graduates were working in both the local government and private sectors.

EMPLOYMENT OF GRADUATES WITH NAFIS BENEFITS

Figure 7 indicates that none of employed graduates were beneficiaries of Nafis under the 'Emirati Salary Support Scheme'.

EMPLOYMENT STATUS WHILE STUDYING AT SUAD

The data in Figure 8 indicate that 100% of responding graduates were employed while studying at SUAD.

GRADUATES PURSUING HIGHER STUDIES

Figure 9 shows that none of responding graduates were pursuing further studies.

GRADUATES SEEKING EMPLOYMENT OPPORTUNITIES

The data in Figure 10 indicate that none of graduates are actively seeking employment or exploring new job opportunities.

Response rate

40%

0%
Male



100%
Female





100%
Currently working

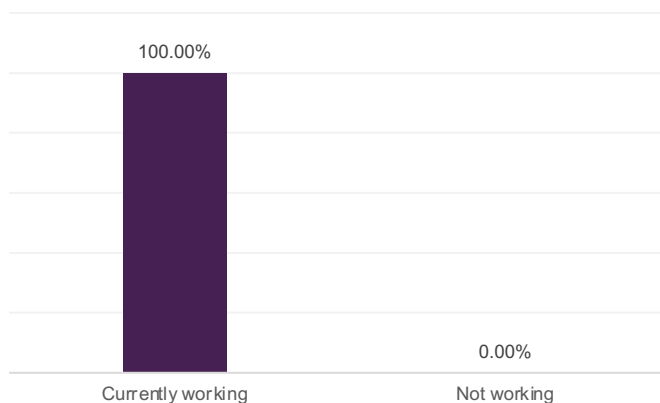


Figure 5
Graduates by Employment Status

Figure 6
Graduates by Employment Sector


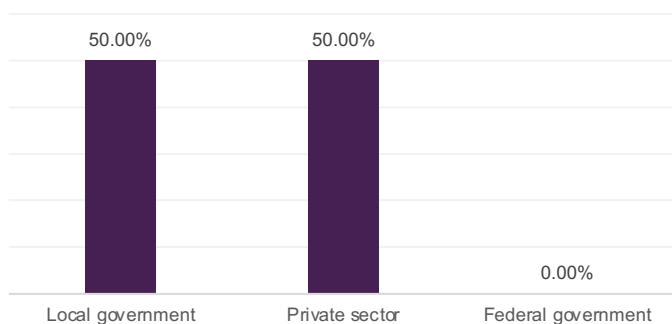


Figure 7
Employment by Nafis Benefits

Figure 8
Employment Status While Studying

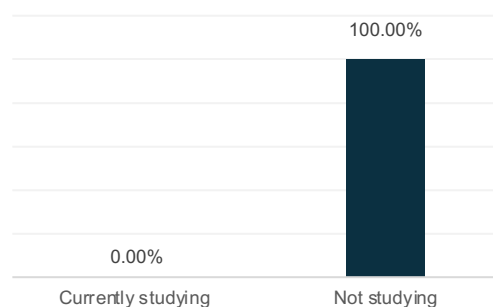
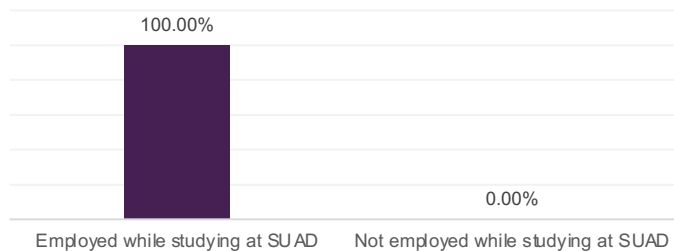



Figure 9
Further Studies Statistics



0%
Looking for a job

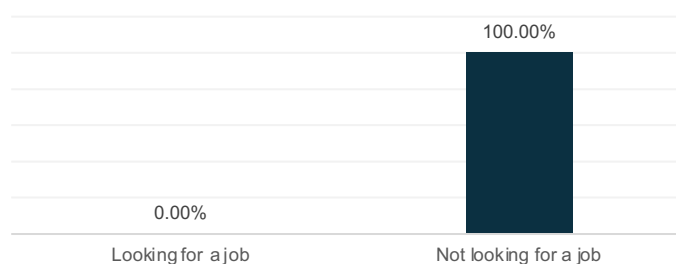


Figure 10
Job Seeking Breakdown

3

MASTER IN ARCHAEOLOGY AND CULTURAL HERITAGE



3.1 SUAD GRADUATES

GRADUATES OVER THE YEARS

No Graduates for AY 2023/24



DEPARTMENT OF **DEPARTMENT OF HISTORY**

Graduation Data

SECTION 1

BACHELOR IN HISTORY

SECTION 2

BACHELOR IN RECORDS MANAGEMENT
AND ARCHIVAL SCIENCE

SECTION 3

MASTER IN RECORDS MANAGEMENT AND
ARCHIVAL STUDIES



BACHELOR IN HISTORY

1



1.1 SUAD GRADUATES

GRADUATES OVER THE YEARS

In 2023/24, 7 students graduated from the programme (Figure 1).

To complete a degree, students are required to earn credits in a specified set of courses to be promoted to the next level. Therefore, successfully progressing in each semester and each year is predictive of whether students graduate on time.

GRADUATES NATIONALITY

Figure 2 depicts the distribution of graduates' nationalities during the academic year 2023/24. A majority, 57.14%, were from the UAE, while the remaining graduates were from Bahrain, the Comoros Islands, and France.

GRADUATES GENDER

Figure 3 indicates that 57.14% of graduates were female, while the remaining 42.86% were male.

COHORT ANALYSIS

Figure 4 shows that all graduates in AY 2023/24 completed the programme on time.



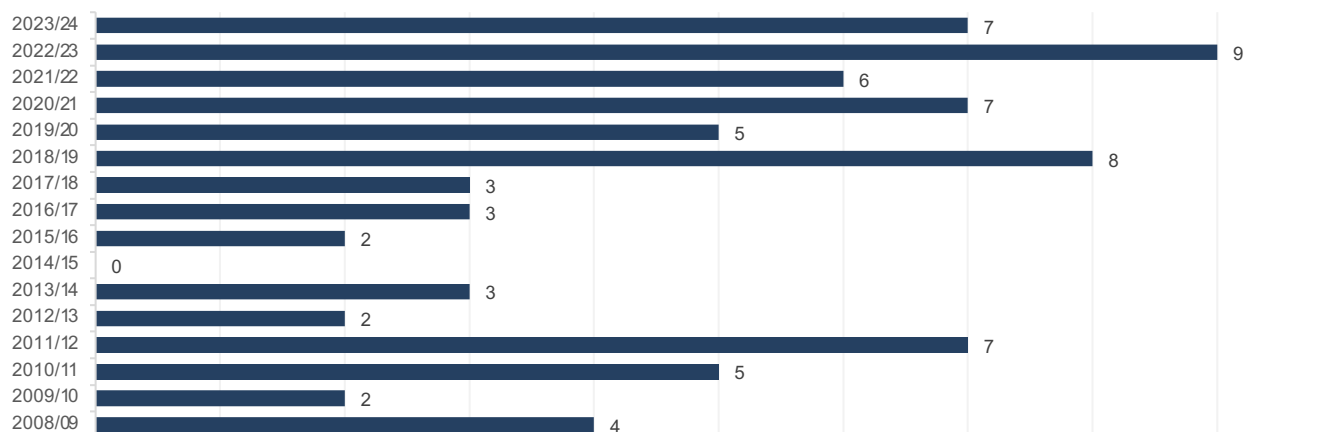


Figure 1
Total Graduates over the Years

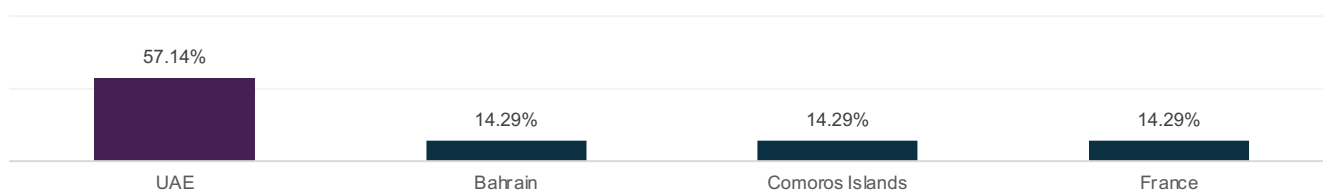


Figure 2
Graduates by Nationality

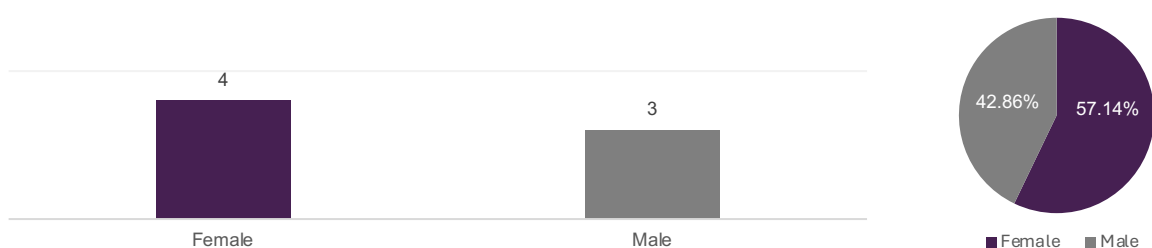


Figure 3
Graduates by Gender

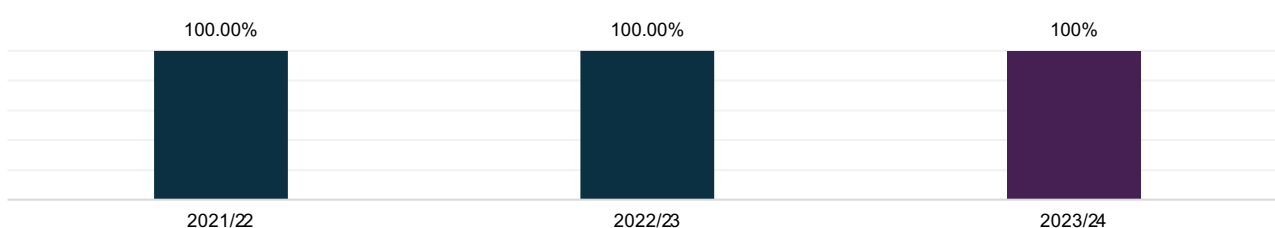


Figure 4
On-time Graduation

1.2 GRADUATE EMPLOYMENT

The Graduate employment data is extracted from the ADEK Graduate Destination Survey 2023/24 which uses the data of the previous academic year 2022/23. This survey is sent out to graduates from all programmes.

Total Respondents: 8 Graduates.

GRADUATES BY EMPLOYMENT STATUS

The data in Figure 5 indicate that 37.50% of the responding graduates are currently employed.

GRADUATES BY EMPLOYMENT SECTOR

Figure 6 shows that 66.67% of employed graduates were working in the private sector, while the remaining were employed in the federal government sector.

EMPLOYMENT OF GRADUATES WITH NAFIS BENEFITS

Figure 7 indicates that 66.67% of employed graduates were beneficiaries of Nafis under the 'Emirati Salary Support Scheme'.

EMPLOYMENT STATUS WHILE STUDYING AT SUAD

The data in Figure 8 indicate that none of responding graduates were employed while studying at SUAD.

GRADUATES PURSUING HIGHER STUDIES

Figure 9 shows that 12.5% of responding graduates were pursuing further studies.

GRADUATES SEEKING EMPLOYMENT OPPORTUNITIES

The data in Figure 10 indicate that 75% of graduates are actively seeking employment or exploring new job opportunities.


Response rate
88.90%

12.5%
Male



87.5%
Female





37.50%
Currently working

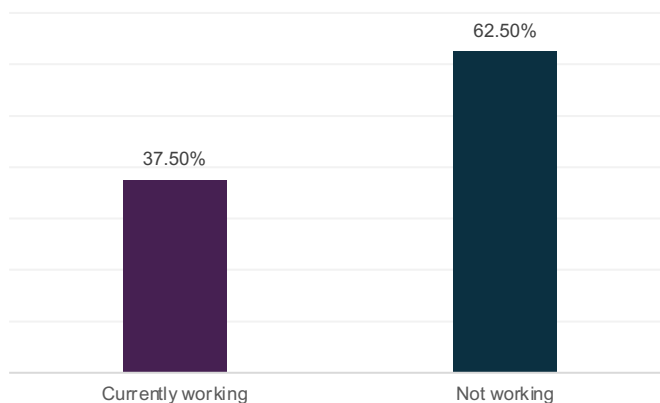


Figure 5
Graduates by Employment Status

Figure 6
Graduates by Employment Sector

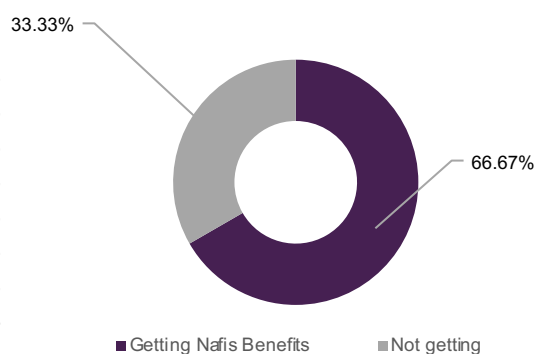
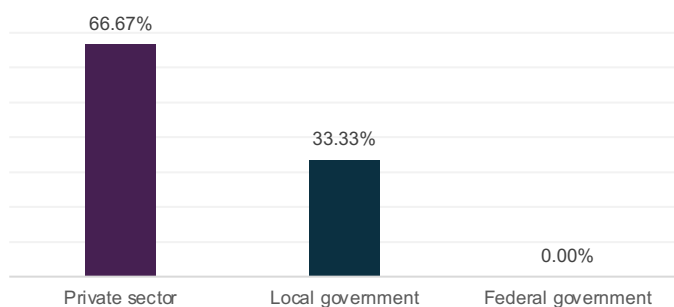


Figure 7
Employment by Nafis Benefits

Figure 8
Employment Status While Studying

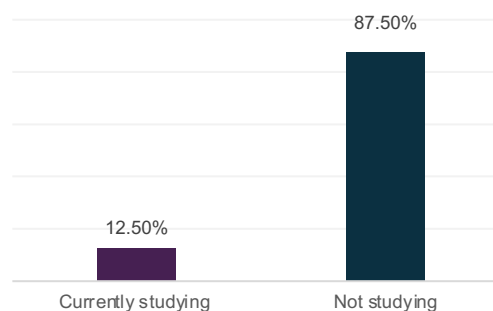
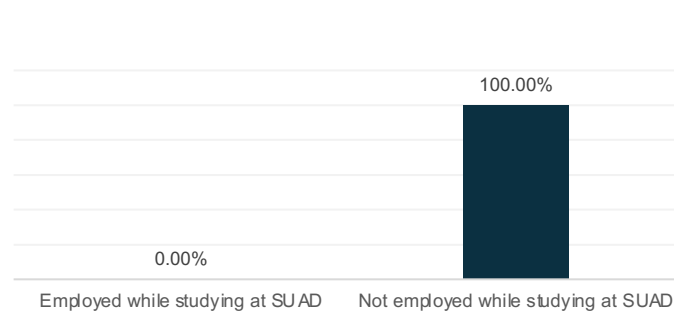



Figure 9
Further Studies Statistics



75%
Looking for a job

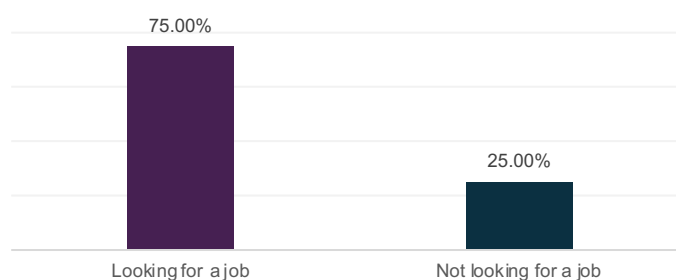



Figure 10
Job Seeking Breakdown

2

BACHELOR IN RECORDS MANAGEMENT AND ARCHIVAL SCIENCE



2.1 SUAD GRADUATES

GRADUATES OVER THE YEARS

In 2023/24, 29 students graduated from the programme (Figure 1).

To complete a degree, students are required to earn credits in a specified set of courses to be promoted to the next level. Therefore, successfully progressing in each semester and each year is predictive of whether students graduate on time.

GRADUATES NATIONALITY

Figure 2 depicts the distribution of graduates' nationalities during the academic year 2023/24, with all graduates originating from the United Arab Emirates.

GRADUATES GENDER

The data in Figure 3 indicates that 75.86% of graduates were female.

COHORT ANALYSIS

Figure 4 shows that all graduates in AY 2023/24 completed the programme on time.



Figure 1
Total Graduates over the Years



Figure 2
Graduates by Nationality



Figure 3
Graduates by Gender

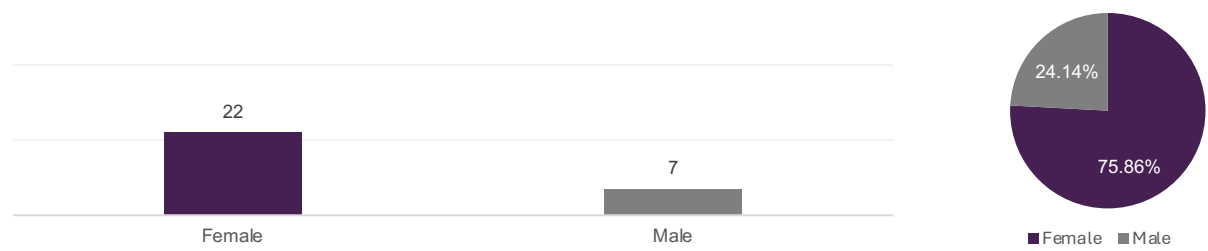
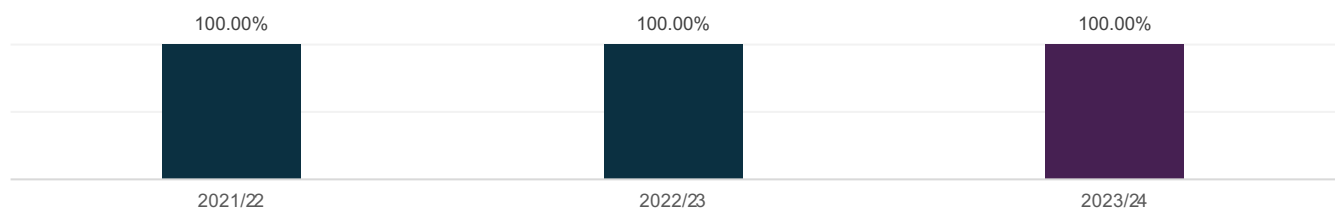


Figure 4
On-time Graduation



2.2 GRADUATE EMPLOYMENT

The Graduate employment data is extracted from the ADEK Graduate Destination Survey 2023/24 which uses the data of the previous academic year 2022/23. This survey is sent out to graduates from all programmes.

Total Respondents: 5 Graduates.

GRADUATES BY EMPLOYMENT STATUS

The data in Figure 5 indicate that 20% of the responding graduates are currently employed.

GRADUATES BY EMPLOYMENT SECTOR

Figure 6 shows that 100% of employed graduates were working in the private sector.

EMPLOYMENT OF GRADUATES WITH NAFIS BENEFITS

Figure 7 indicates that 100% of employed graduates were beneficiaries of Nafis under the 'Emirati Salary Support Scheme'.

EMPLOYMENT STATUS WHILE STUDYING AT SUAD

The data in Figure 8 indicate that none of responding graduates were employed while studying at SUAD.

GRADUATES PURSUING HIGHER STUDIES

Figure 9 shows that none of responding graduates were pursuing further studies.

GRADUATES SEEKING EMPLOYMENT OPPORTUNITIES

The data in Figure 10 indicate that 100% of responding graduates are actively seeking employment or exploring new job opportunities.



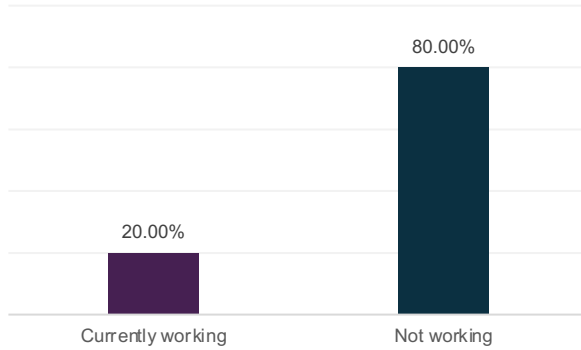
0%
Male



100%
Female

Response rate
62.50%

Figure 5
Graduates by Employment Status



20%
Currently working



Figure 7
Employment by Nafis Benefits

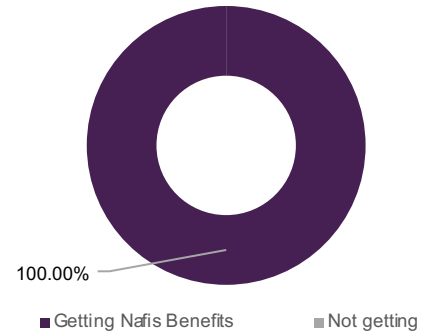
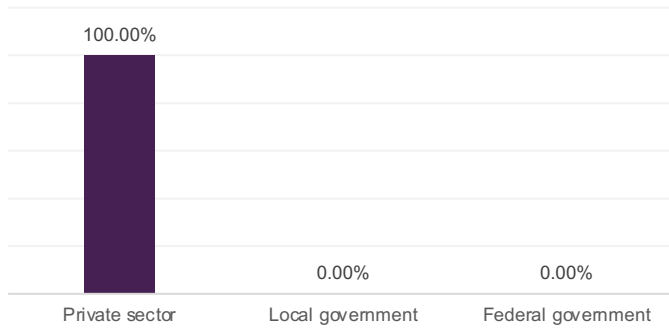


Figure 6
Graduates by Employment Sector

Figure 9
Further Studies Statistics

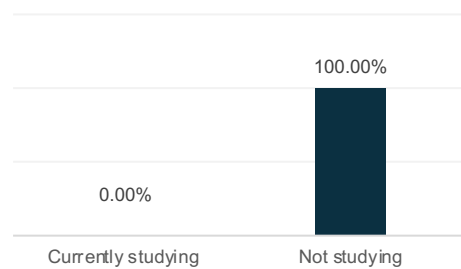
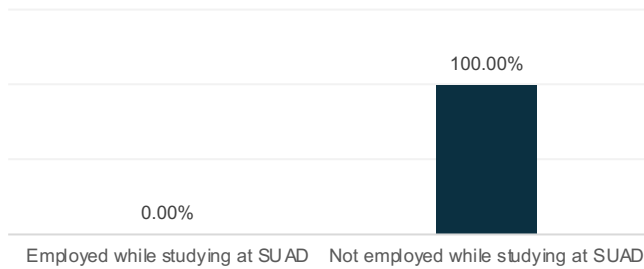
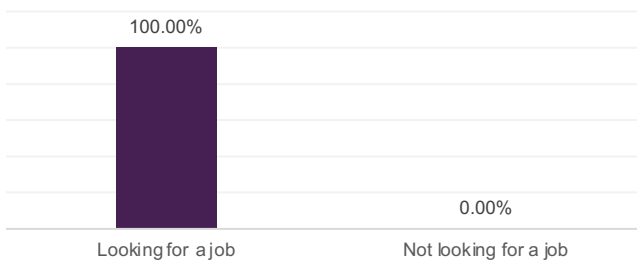



Figure 8
Employment Status While Studying

Figure 10
Job Seeking Breakdown



100%
Looking for a job



MASTER IN RECORDS MANAGEMENT AND ARCHIVAL STUDIES

3



3.1 SUAD GRADUATES

GRADUATES OVER THE YEARS

In 2023/24, 3 students graduated from the programme (Figure 1).

To complete a degree, students are required to earn credits in a specified set of courses to be promoted to the next level. Therefore, successfully progressing in each semester and each year is predictive of whether students graduate on time.

GRADUATES NATIONALITY

Figure 2 depicts the distribution of graduates' nationalities during the academic year 2023/24, with the majority (66.67%) being from the United Arab Emirates and the remaining 33.33% from Egypt.

GRADUATES GENDER

Figure 3 indicates that males comprise the majority of graduates at 66.67%.

COHORT ANALYSIS

Figure 4 shows that all graduates in AY 2023/24 completed the programme on time.



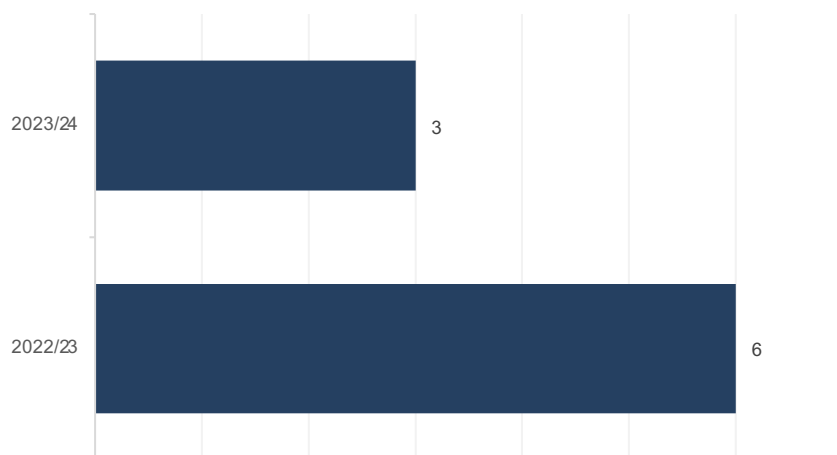


Figure 1
Total Graduates over the Years

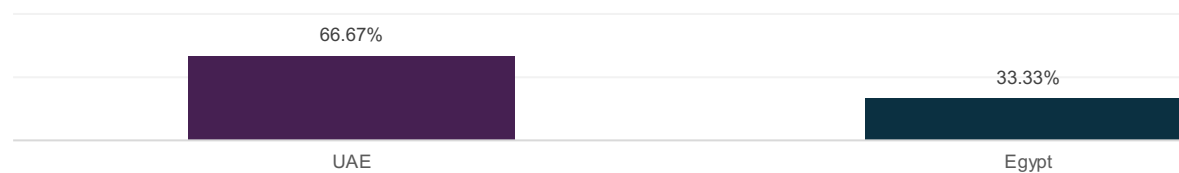


Figure 2
Graduates by Nationality

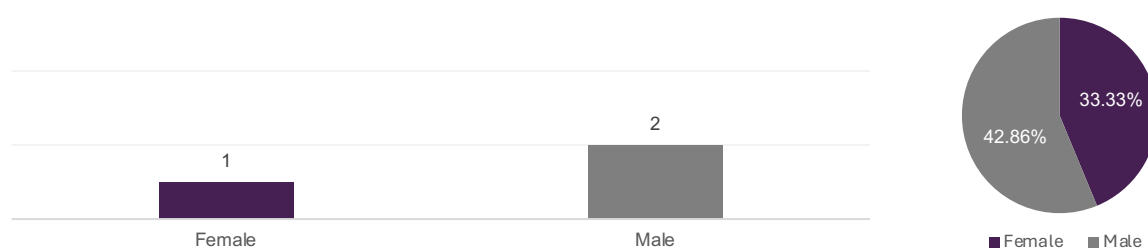


Figure 3
Graduates by Gender




Figure 4
On-time Graduation

3.2 GRADUATE EMPLOYMENT

The Graduate employment data is extracted from the ADEK Graduate Destination Survey 2023/24 which uses the data of the previous academic year 2022/23. This survey is sent out to graduates from all programmes.

Total Respondents: 5 Graduates.

GRADUATES BY EMPLOYMENT STATUS

The data in Figure 5 indicate that 100% of the responding graduates are currently employed.

GRADUATES BY EMPLOYMENT SECTOR

Figure 6 shows that 80% of employed graduates were working in the federal government sector, with the remaining graduates in the local government sector.

EMPLOYMENT OF GRADUATES WITH NAFIS BENEFITS

Figure 7 indicates that none of employed graduates were beneficiaries of Nafis under the 'Emirati Salary Support Scheme'.

EMPLOYMENT STATUS WHILE STUDYING AT SUAD

The data in Figure 8 indicate that 60% of responding graduates were employed while studying at SUAD.

GRADUATES PURSUING HIGHER STUDIES

Figure 9 shows that none of responding graduates were pursuing further studies.

GRADUATES SEEKING EMPLOYMENT OPPORTUNITIES

The data in Figure 10 indicate that 60% of graduates are actively seeking employment or exploring new job opportunities.

Response rate
83.33%

20%
Male



80%
Female





100%
Currently working

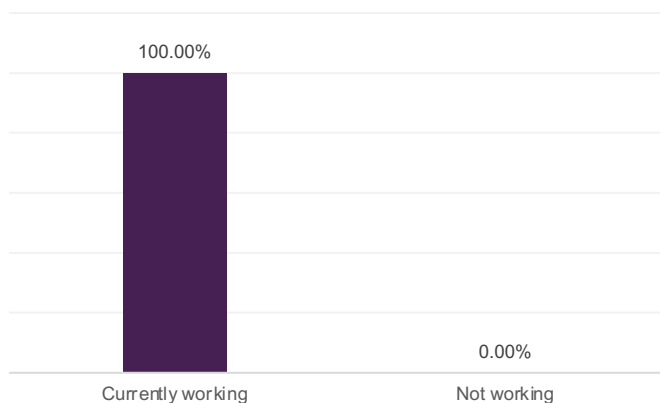


Figure 5
Graduates by Employment Status

Figure 6
Graduates by Employment Sector

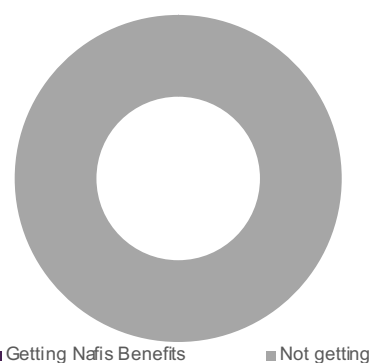
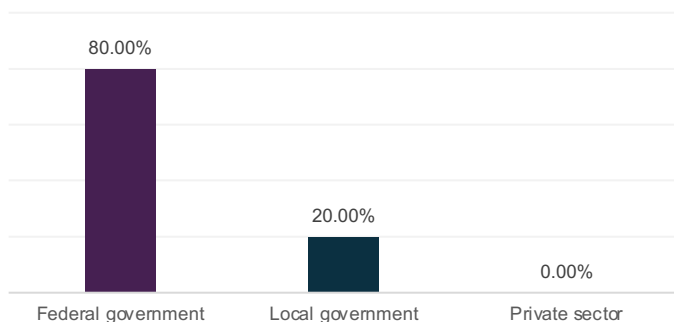


Figure 7
Employment by Nafis Benefits

Figure 8
Employment Status While Studying

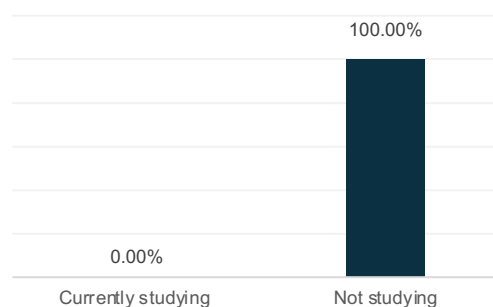
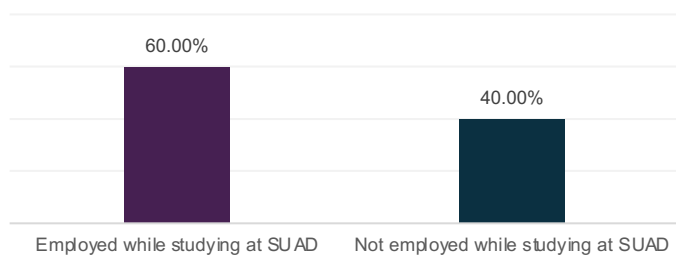



Figure 9
Further Studies Statistics



60%
Looking for a job

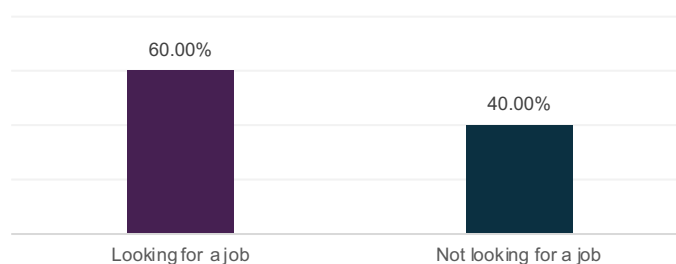


Figure 10
Job Seeking Breakdown

DEPARTMENT OF **LAW, ECONOMICS AND MANAGEMENT**

Graduation Data

SECTION 1

BACHELOR IN ECONOMICS AND MANAGEMENT

SECTION 2

BACHELOR IN LAW

SECTION 3

MASTER IN BANKING AND FINANCE

SECTION 4

MASTER IN ENVIRONMENTAL SUSTAINABILITY - LAW AND POLICIES

SECTION 5

MASTER IN HEALTH ECONOMICS

SECTION 6

MASTER IN INTERNATIONAL BUSINESS LAW

SECTION 7

MASTER IN INTERNATIONAL LAW, INTERNATIONAL RELATIONS AND DIPLOMACY

BACHELOR IN ECONOMICS AND MANAGEMENT

1



1.1 SUAD GRADUATES

GRADUATES OVER THE YEARS

In 2023/24, 25 students graduated from the programme (Figure 1).

To complete a degree, students are required to earn credits in a specified set of courses to be promoted to the next level. Therefore, successfully progressing in each semester and each year is predictive of whether students graduate on time.

GRADUATES NATIONALITY

Figure 2 illustrates the nationalities of graduates for the academic year 2023/24, with 32% from Morocco and Mali (16% each), 36% from France, Senegal, and the UAE (12% each), and the remaining graduates from Lebanon, Iraq, Palestine, Rwanda, and Syria.

GRADUATES GENDER

The data in Figure 3 indicates that 64% of graduates were female and 36% were male.

COHORT ANALYSIS

Figure 4 shows that 100% graduates in AY 2023/24 completed the programme on time.



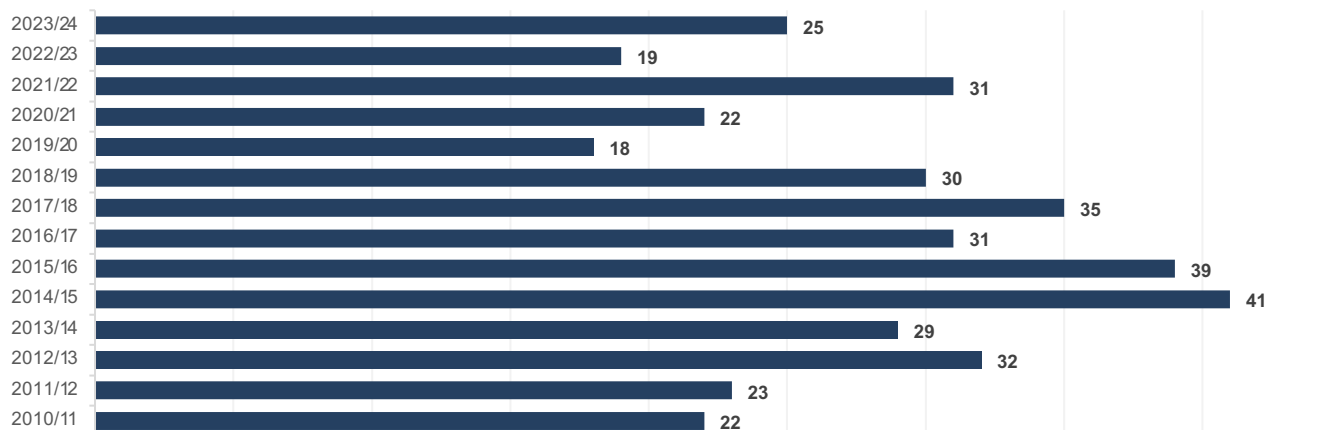


Figure 1
Total Graduates over the Years

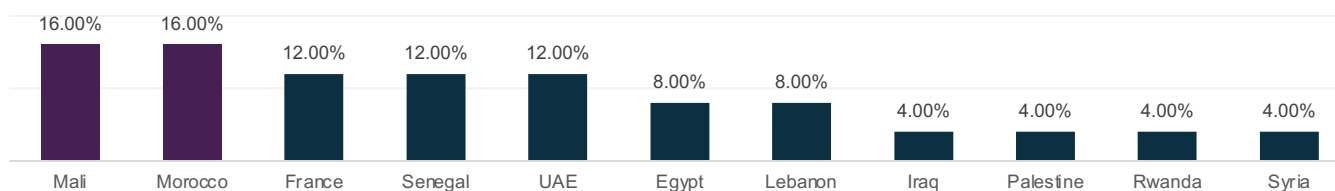


Figure 2
Graduates by Nationality

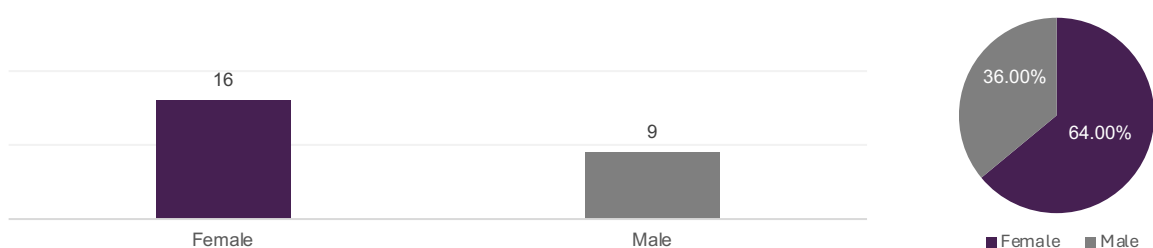


Figure 3
Graduates by Gender

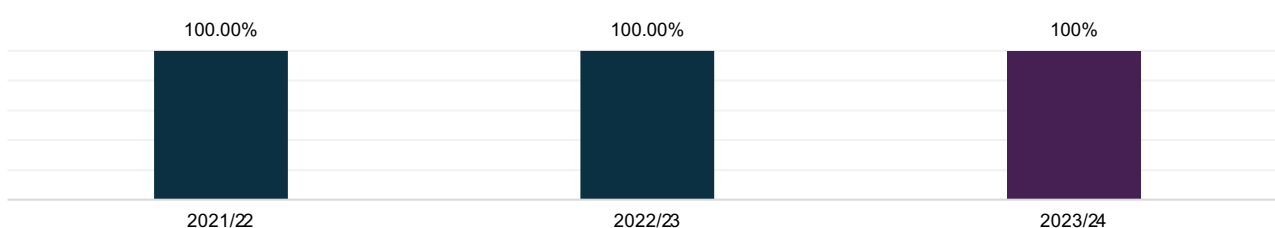


Figure 4
On-time Graduation

1.2 GRADUATE EMPLOYMENT

The Graduate employment data is extracted from the ADEK Graduate Destination Survey 2023/24 which uses the data of the previous academic year 2022/23. This survey is sent out to graduates from all programmes.

Total Respondents: 16 Graduates.

GRADUATES BY EMPLOYMENT STATUS

The data in Figure 5 indicate that 56.25% of the responding graduates are currently employed.

GRADUATES BY EMPLOYMENT SECTOR

Figure 6 shows that 66.67% of employed graduates worked in the private sector, while 33.33% were employed in the semi-government sector.

EMPLOYMENT OF GRADUATES WITH NAFIS BENEFITS

Figure 7 indicates that none of employed graduates were beneficiaries of Nafis under the 'Emirati Salary Support Scheme'.

EMPLOYMENT STATUS WHILE STUDYING AT SUAD

The data in Figure 8 indicate that 6.25% of responding graduates were employed while studying at SUAD.

GRADUATES PURSUING HIGHER STUDIES

Figure 9 shows that 18.75% of responding graduates were pursuing further studies.

GRADUATES SEEKING EMPLOYMENT OPPORTUNITIES

The data in Figure 10 indicate that 43.75% of graduates are actively seeking employment or exploring new job opportunities.

Response rate

84.2%

6.25%


Male



93.75%

Female





56.25%
Currently working

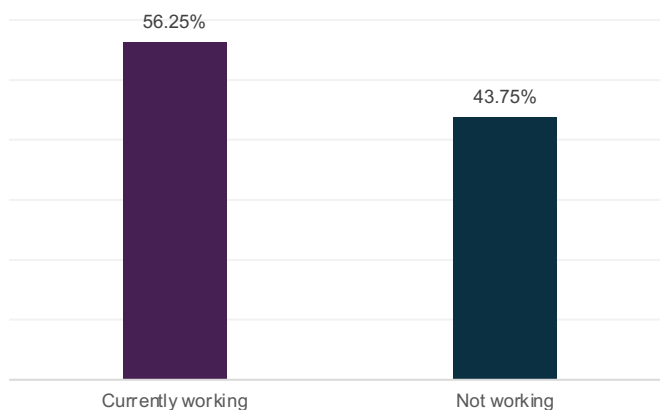


Figure 5
Graduates by Employment Status

Figure 6
Graduates by Employment Sector


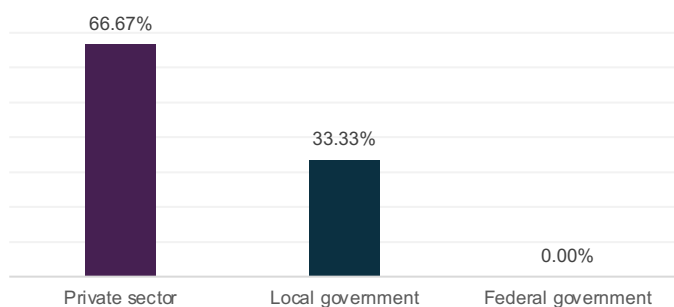


Figure 7
Employment by Nafis Benefits

Figure 8
Employment Status While Studying

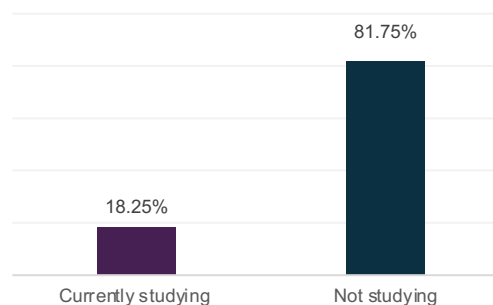
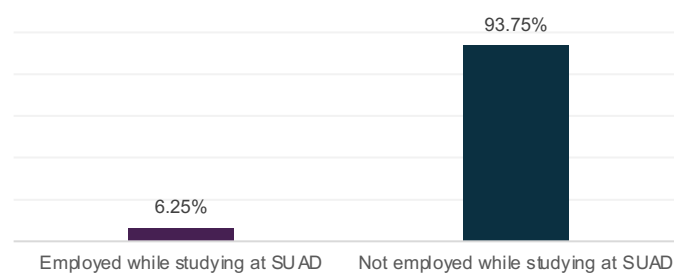



Figure 9
Further Studies Statistics



43.75%
Looking for a job

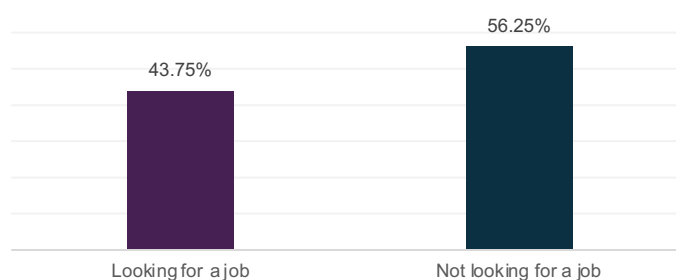


Figure 10
Job Seeking Breakdown

2

BACHELOR IN LAW



2.1 SUAD GRADUATES

GRADUATES OVER THE YEARS

In 2023/24, 22 students graduated from the programme (Figure 1).

To complete a degree, students are required to earn credits in a specified set of courses to be promoted to the next level. Therefore, successfully progressing in each semester and each year is predictive of whether students graduate on time.

GRADUATES NATIONALITY

Figure 2 illustrates the nationalities of graduates for the academic year 2023/24, with 18.18% being UAE nationals, 13.64% from France, and the rest representing various other nationalities.

GRADUATES GENDER

The data in Figure 3 indicates that 68.18% of the graduates were female, with the remainder being male.

COHORT ANALYSIS

Figure 4 shows that 99.10% graduates in AY 2023/24 completed the programme on time.



Figure 1
Total Graduates over the Years

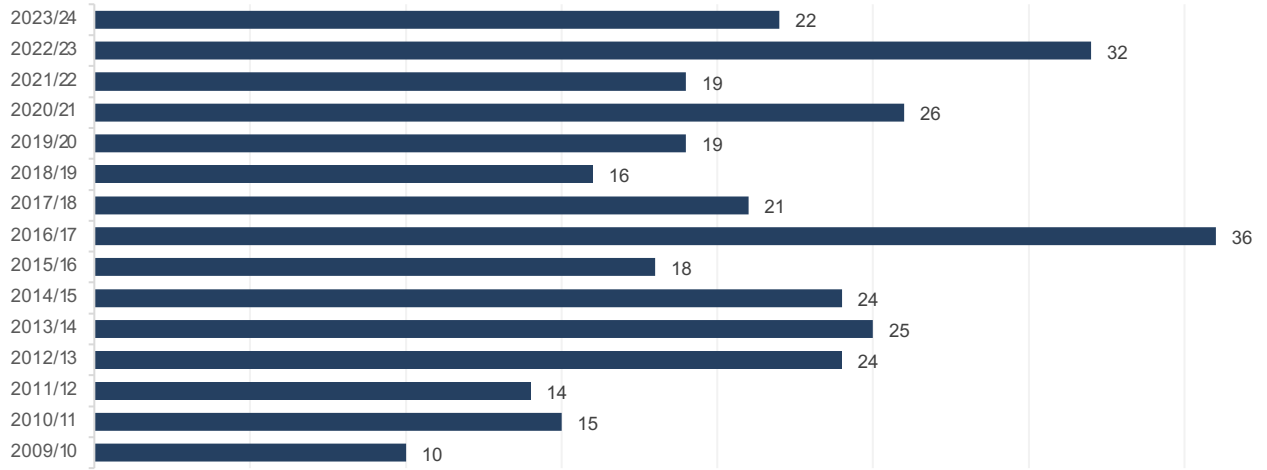


Figure 2
Graduates by Nationality

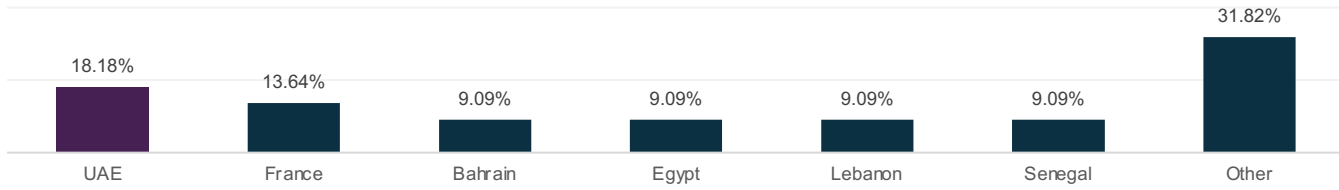


Figure 3
Graduates by Gender

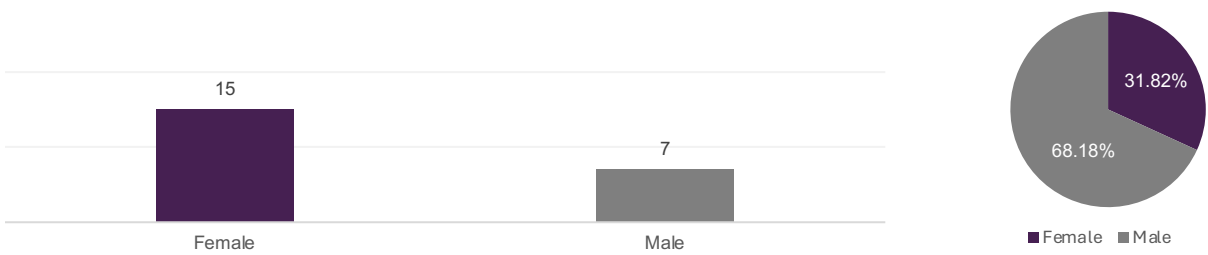
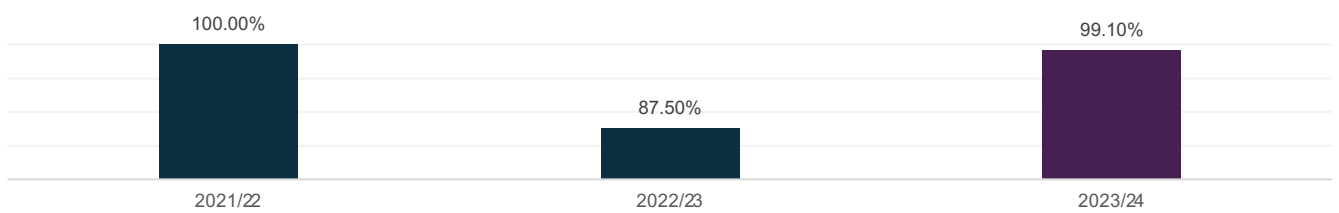


Figure 4
On-time Graduation



2.2 GRADUATE EMPLOYMENT

The Graduate employment data is extracted from the ADEK Graduate Destination Survey 2023/24 which uses the data of the previous academic year 2022/23. This survey is sent out to graduates from all programmes.

Total Respondents: 24 Graduates.

GRADUATES BY EMPLOYMENT STATUS

The data in Figure 5 indicate that 41.7% of the responding graduates are currently employed.

GRADUATES BY EMPLOYMENT SECTOR

Figure 6 shows that 90% of employed graduates worked in the private sector, while the remaining 10% were employed in the semi-government sector.

EMPLOYMENT OF GRADUATES WITH NAFIS BENEFITS

Figure 7 indicates that 20% of employed graduates were beneficiaries of Nafis under the 'Emirati Salary Support Scheme'.

EMPLOYMENT STATUS WHILE STUDYING AT SUAD

The data in Figure 8 indicate that 8.33% of responding graduates were employed while studying at SUAD.

GRADUATES PURSUING HIGHER STUDIES

Figure 9 shows that 41.67% of responding graduates were pursuing further studies.

GRADUATES SEEKING EMPLOYMENT OPPORTUNITIES

The data in Figure 10 indicate that 41.7% of graduates are actively seeking employment or exploring new job opportunities.



16.7%
Male

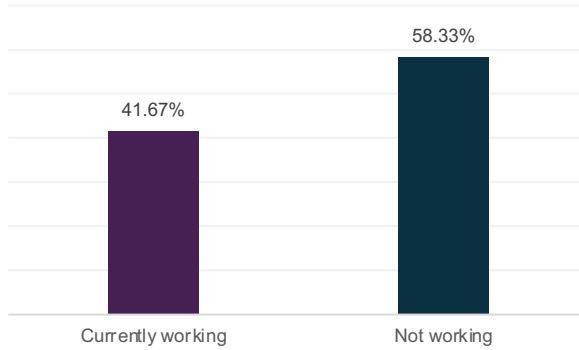


83.3%
Female

Response rate

75%

Figure 5
Graduates by Employment Status



41.7%
Currently working




Figure 7
Employment by Nafis Benefits

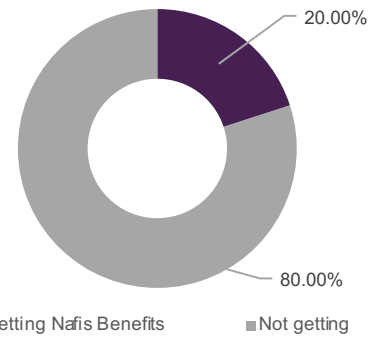
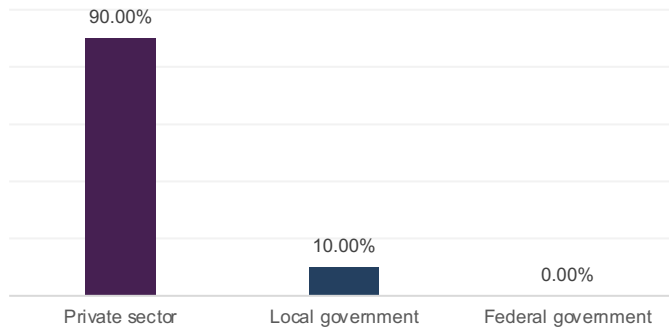


Figure 6
Graduates by Employment Sector

Figure 9
Further Studies Statistics

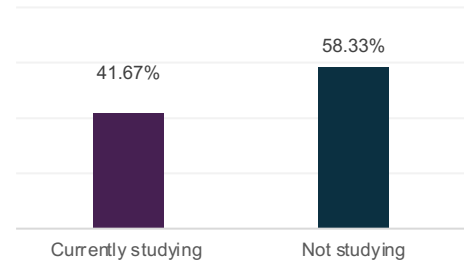
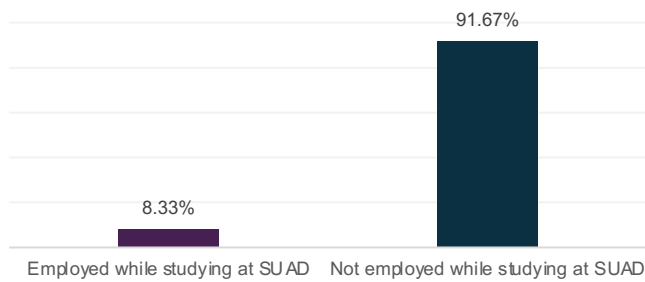
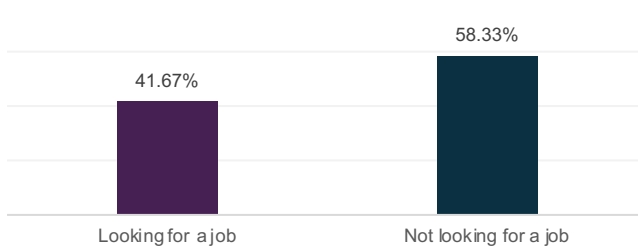



Figure 8
Employment Status While Studying

Figure 10
Job Seeking Breakdown



41.7%
Looking for a job



MASTER IN BANKING AND FINANCE

3



3.1 SUAD GRADUATES

GRADUATES OVER THE YEARS

In 2023/24, 7 students graduated from the programme (Figure 1).

To complete a degree, students are required to earn credits in a specified set of courses to be promoted to the next level. Therefore, successfully progressing in each semester and each year is predictive of whether students graduate on time.

GRADUATES NATIONALITY

Figure 2 shows that for the academic year 2023/24, 28.57% of graduates were Jordanian, while the remaining 71.43% were from Congo, Morocco, Palestine, the UAE, and the USA, each accounting for 14.29%.

GRADUATES GENDER

The data in Figure 3 indicates that 57.14% of the graduates were male, while 42.86% were female.

COHORT ANALYSIS

Figure 4 shows that all graduates in AY 2023/24 completed the programme on time.



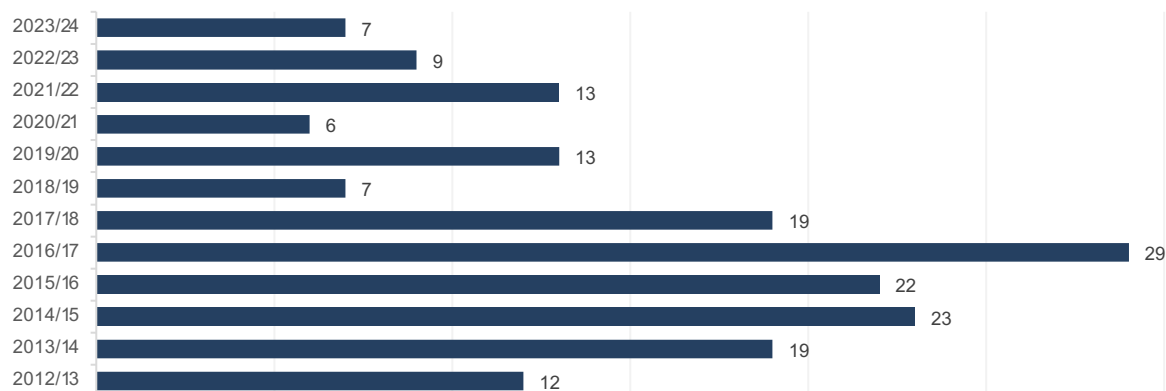


Figure 1
Total Graduates over the Years

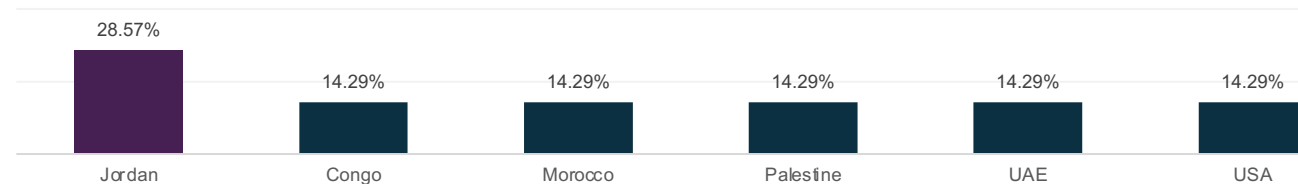


Figure 2
Graduates by Nationality

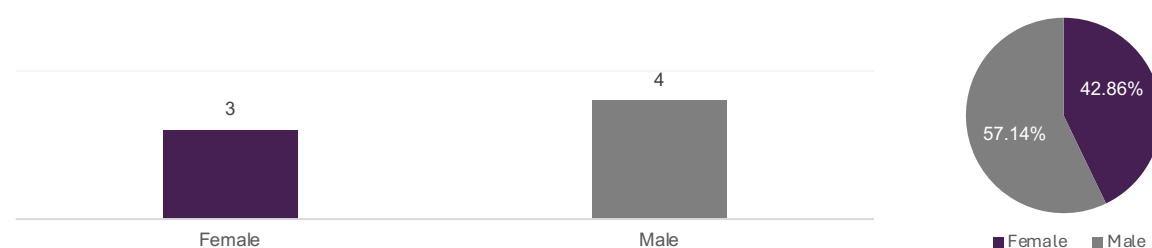


Figure 3
Graduates by Gender

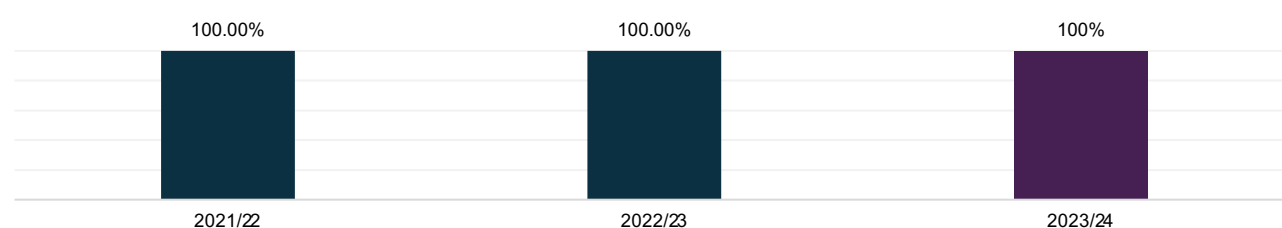


Figure 4
On-time Graduation

3.2 GRADUATE EMPLOYMENT

The Graduate employment data is extracted from the ADEK Graduate Destination Survey 2023/24 which uses the data of the previous academic year 2022/23. This survey is sent out to graduates from all programmes.

Total Respondents: 9 Graduates.

GRADUATES BY EMPLOYMENT STATUS

The data in Figure 5 indicate that 100% of the responding graduates are currently employed.

GRADUATES BY EMPLOYMENT SECTOR

Figure 6 illustrates that 33.33% of employed graduates were working in the federal government, an equal percentage in the local government, 22.22% in the semi-government sector, and 11.11% in the private sector.

EMPLOYMENT OF GRADUATES WITH NAFIS BENEFITS

Figure 7 indicates that none of employed graduates were beneficiaries of Nafis under the 'Emirati Salary Support Scheme'.

EMPLOYMENT STATUS WHILE STUDYING AT SUAD

The data in Figure 8 indicate that all responding graduates were employed while studying at SUAD.

GRADUATES PURSUING HIGHER STUDIES

Figure 9 shows that 22.22% of responding graduates were pursuing further studies.

GRADUATES SEEKING EMPLOYMENT OPPORTUNITIES

The data in Figure 10 indicate that 44.44% of graduates are actively seeking employment or exploring new job opportunities.

Response rate

100%

33.3%

Male



66.7%

Female





100%
Currently working

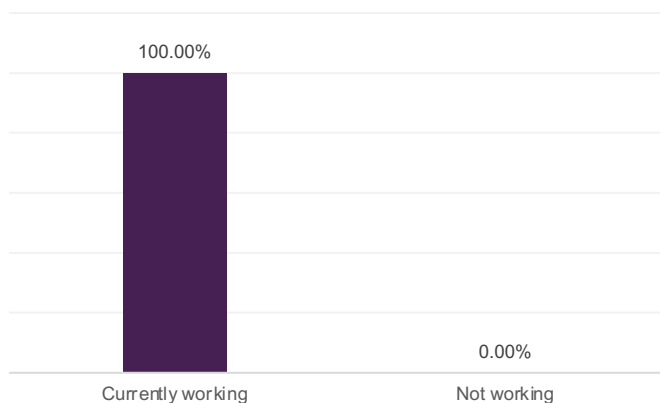


Figure 5
Graduates by Employment Status

Figure 6
Graduates by Employment Sector


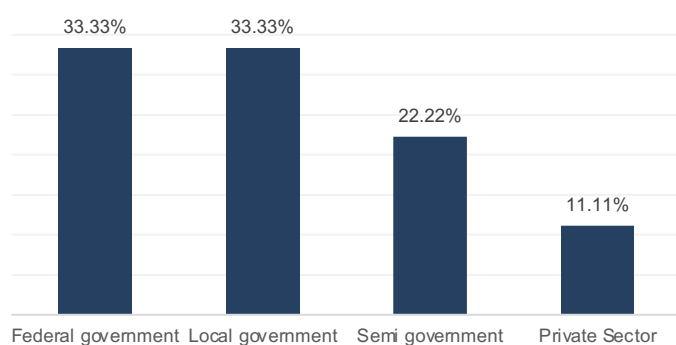


Figure 7
Employment by Nafis Benefits

Figure 8
Employment Status While Studying

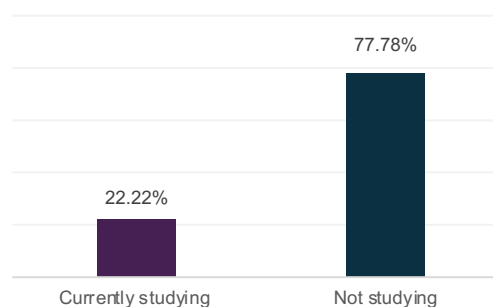
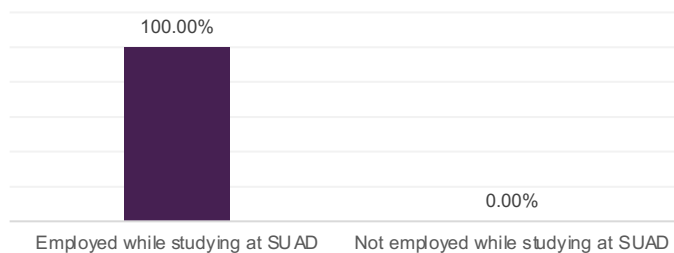



Figure 9
Further Studies Statistics



44.44%
Looking for a job

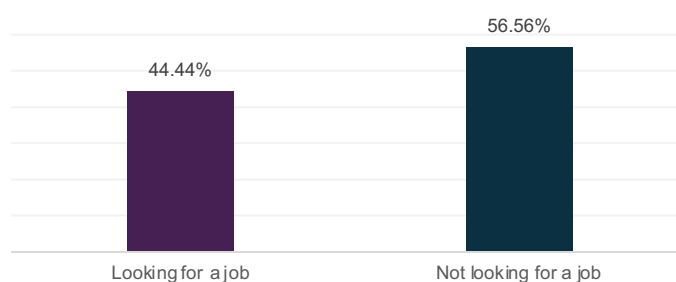


Figure 10
Job Seeking Breakdown

4

MASTER IN ENVIRONMENTAL SUSTAINABILITY LAW AND POLICIES



4.1 SUAD GRADUATES

GRADUATES OVER THE YEARS

In 2023/24, 6 students graduated from the programme (Figure 1).

To complete a degree, students are required to earn credits in a specified set of courses to be promoted to the next level. Therefore, successfully progressing in each semester and each year is predictive of whether students graduate on time.

GRADUATES NATIONALITY

Figure 2 presents the nationalities of graduates for the academic year 2023/24, with 66.67% of the graduates being from the UAE, alongside students from Egypt and Sudan.

GRADUATES GENDER

The data in Figure 3 indicates that the majority of graduates, 83.33%, were female, while the remaining were male.

COHORT ANALYSIS

Figure 4 shows that all graduates in AY 2023/24 completed the programme on time.



Figure 1
Total Graduates over the Years

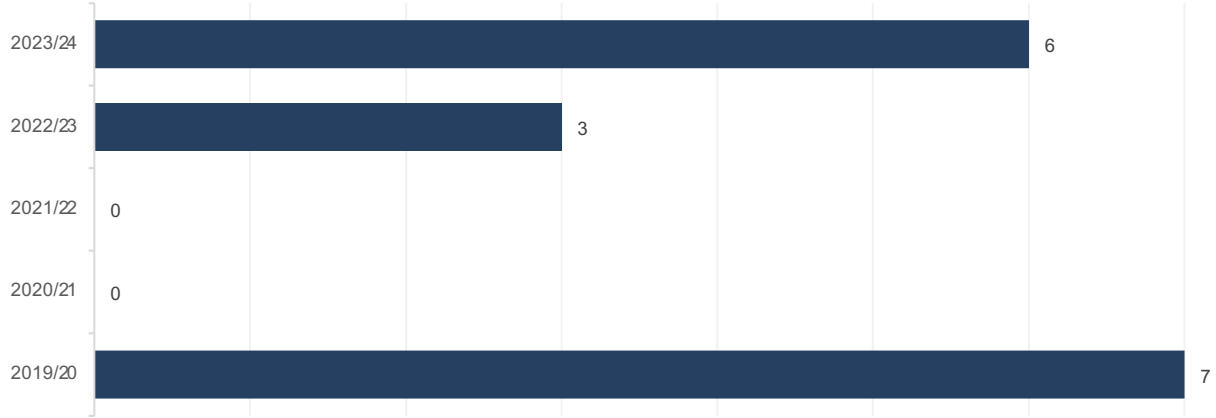


Figure 2
Graduates by Nationality

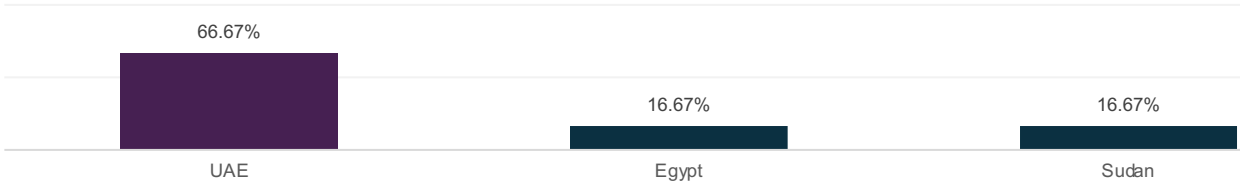


Figure 3
Graduates by Gender

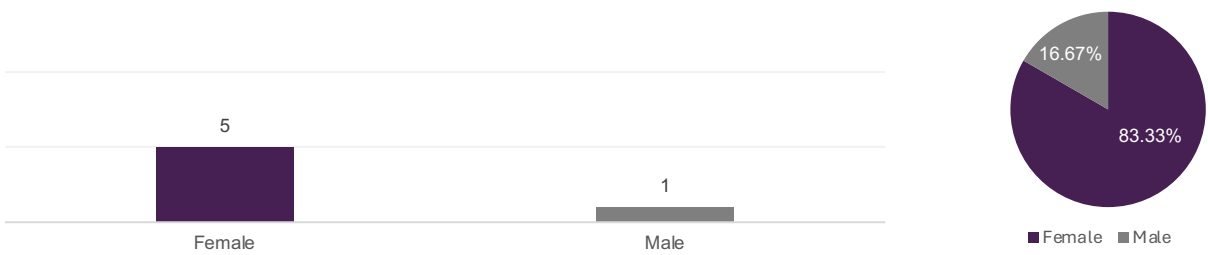
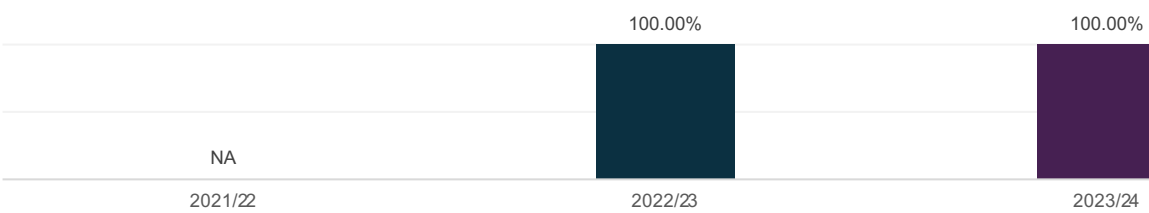


Figure 4
On-time Graduation



4.2 GRADUATE EMPLOYMENT

The Graduate employment data is extracted from the ADEK Graduate Destination Survey 2023/24 which uses the data of the previous academic year 2022/23. This survey is sent out to graduates from all programmes.

Total Respondents: 2 Graduates.

GRADUATES BY EMPLOYMENT STATUS

The data in Figure 5 indicate that 100% of the responding graduates are currently employed.

GRADUATES BY EMPLOYMENT SECTOR

Figure 6 illustrates that 50% of employed graduates were working in the federal government, while the other 50% were employed in local government.

EMPLOYMENT OF GRADUATES WITH NAFIS BENEFITS

Figure 7 indicates that none of employed graduates were beneficiaries of Nafis under the 'Emirati Salary Support Scheme'.

EMPLOYMENT STATUS WHILE STUDYING AT SUAD

The data in Figure 8 indicate that all responding graduates were employed while studying at SUAD.

GRADUATES PURSUING HIGHER STUDIES

Figure 9 shows that none of responding graduates were pursuing further studies.

GRADUATES SEEKING EMPLOYMENT OPPORTUNITIES

The data in Figure 10 indicate that none of graduates are actively seeking employment or exploring new job opportunities.



0%
Male

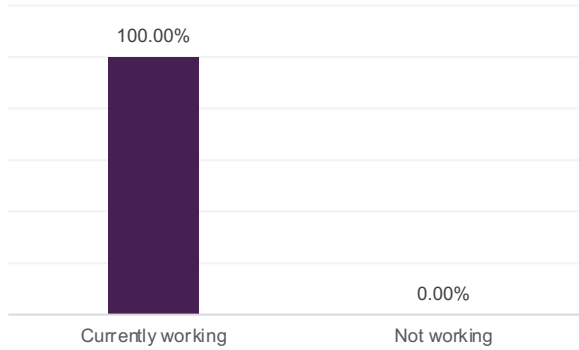


100%
Female

Response rate

66.7%

Figure 5
Graduates by Employment Status



100%
Currently working



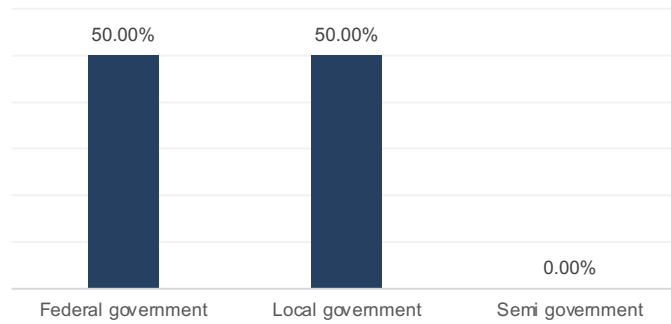


Figure 7
Employment by Nafis Benefits



■ Getting Nafis Benefits ■ Not getting

Figure 6
Graduates by Employment Sector

Figure 9
Further Studies Statistics

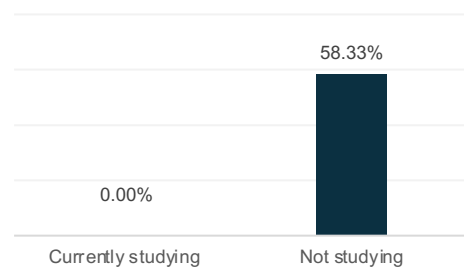
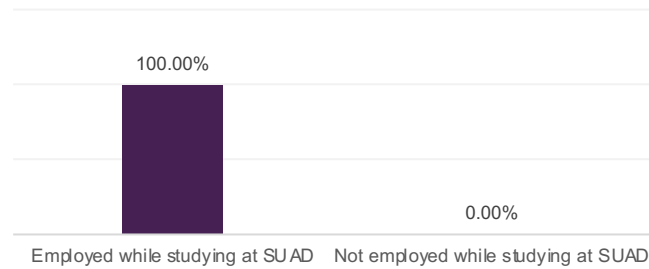
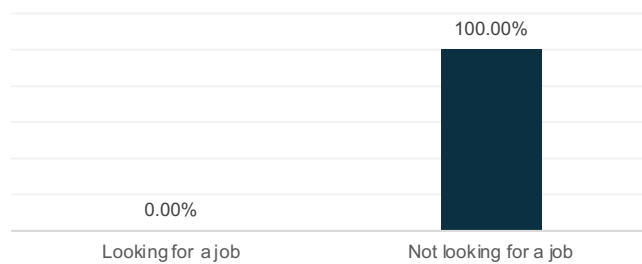



Figure 8
Employment Status While Studying

Figure 10
Job Seeking Breakdown



0%
Looking for a job



MASTER IN HEALTH ECONOMICS

5



5.1 SUAD GRADUATES

GRADUATES OVER THE YEARS

In 2023/24, 4 students graduated from the programme (Figure 1).

To complete a degree, students are required to earn credits in a specified set of courses to be promoted to the next level. Therefore, successfully progressing in each semester and each year is predictive of whether students graduate on time.

GRADUATES NATIONALITY

Figure 2 illustrates the nationalities of graduates for the academic year 2023/24. The majority of students are from the UAE, comprising 50% of the total graduates, while the remaining 50% come from Jordan and Ukraine.

GRADUATES GENDER

The data in Figure 3 indicates that the graduates are equally split, with 50% being female and 50% male.

COHORT ANALYSIS

Figure 4 shows that all graduates in AY 2023/24 completed the programme on time.



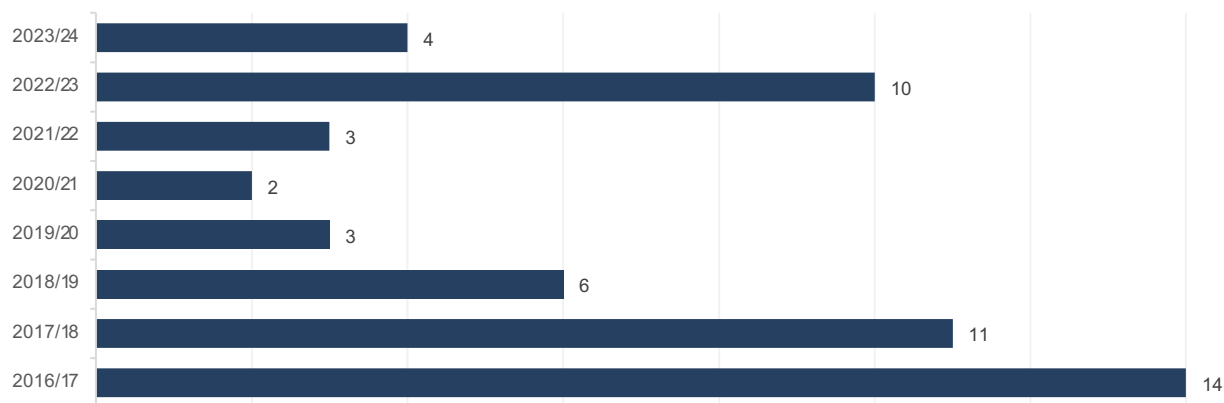


Figure 1
Total Graduates over the Years

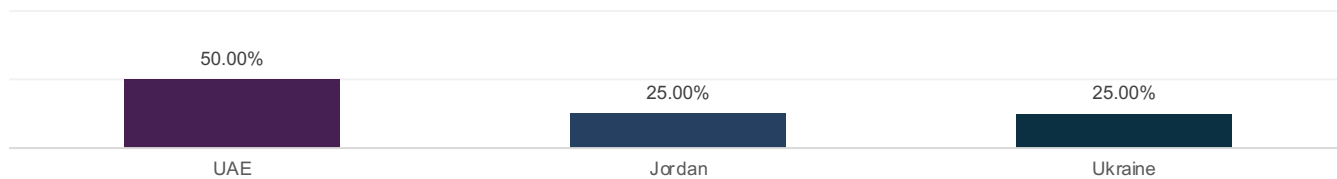


Figure 2
Graduates by Nationality

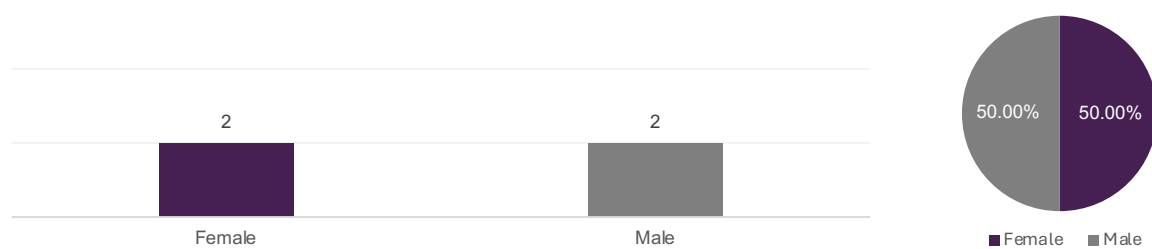


Figure 3
Graduates by Gender

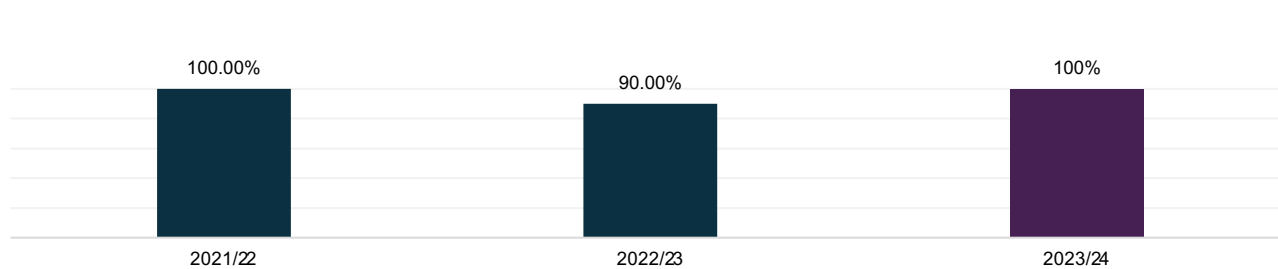


Figure 4
On-time Graduation

5.2 GRADUATE EMPLOYMENT

The Graduate employment data is extracted from the ADEK Graduate Destination Survey 2023/24 which uses the data of the previous academic year 2022/23. This survey is sent out to graduates from all programmes.

Total Respondents: 8 Graduates.

GRADUATES BY EMPLOYMENT STATUS

The data in Figure 5 indicate that 62.50% of the responding graduates are currently employed.

GRADUATES BY EMPLOYMENT SECTOR

Figure 6 shows that 60% of employed graduates were working in the private sector, while the remaining 40% were employed in local government.

EMPLOYMENT OF GRADUATES WITH NAFIS BENEFITS

Figure 7 indicates that none of employed graduates were beneficiaries of Nafis under the 'Emirati Salary Support Scheme'.

EMPLOYMENT STATUS WHILE STUDYING AT SUAD

The data in Figure 8 indicate that 50% of responding graduates were employed while studying at SUAD.

GRADUATES PURSUING HIGHER STUDIES

Figure 9 shows that none of responding graduates were pursuing further studies.

GRADUATES SEEKING EMPLOYMENT OPPORTUNITIES

The data in Figure 10 indicate that 75% of graduates are actively seeking employment or exploring new job opportunities.

Response rate

80%

37.5%

Male



62.5%

Female





62.5%
Currently working

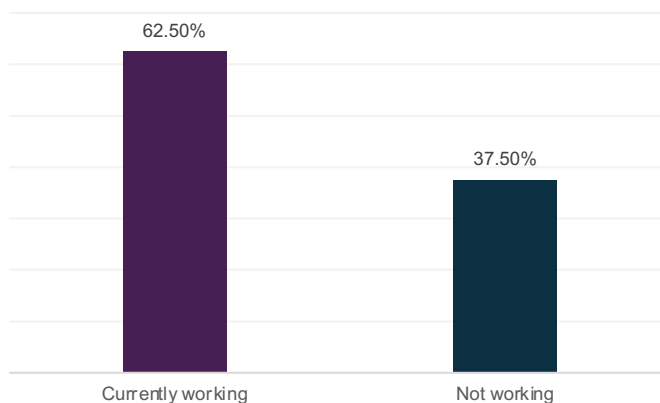


Figure 5
Graduates by Employment Status

Figure 6
Graduates by Employment Sector

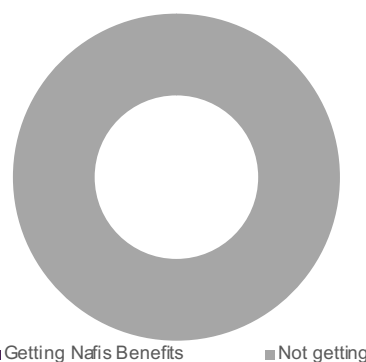
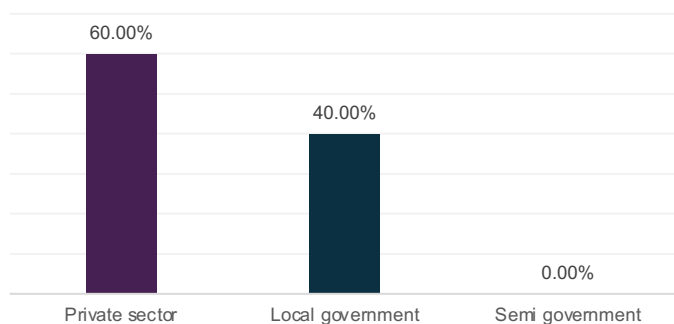


Figure 7
Employment by Nafis Benefits

Figure 8
Employment Status While Studying

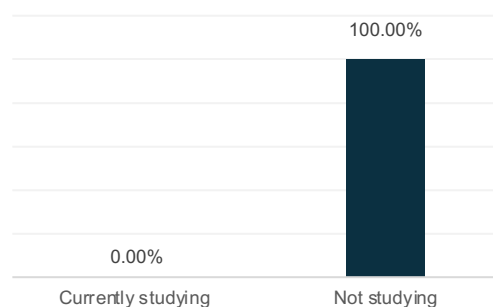
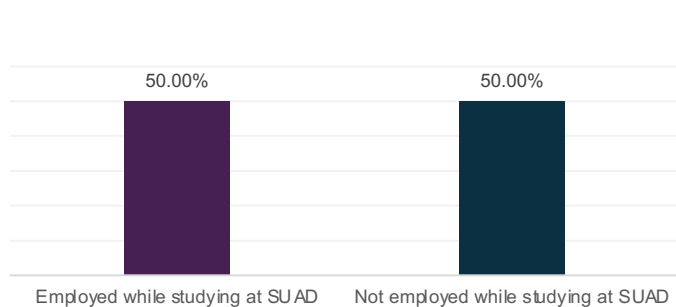



Figure 9
Further Studies Statistics



75%
Looking for a job

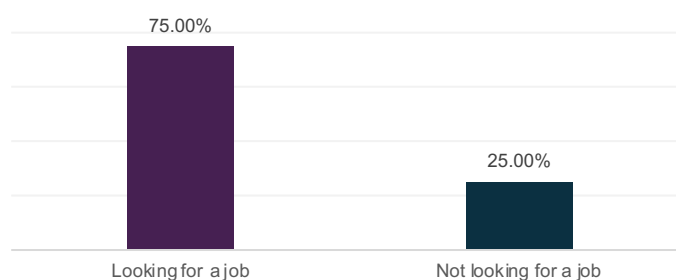


Figure 10
Job Seeking Breakdown

6

MASTER IN INTERNATIONAL BUSINESS LAW



6.1 SUAD GRADUATES

GRADUATES OVER THE YEARS

In 2023/24, 6 students graduated from the programme (Figure 1).

To complete a degree, students are required to earn credits in a specified set of courses to be promoted to the next level. Therefore, successfully progressing in each semester and each year is predictive of whether students graduate on time.

GRADUATES NATIONALITY

Figure 2 illustrates the nationalities of graduates for the academic year 2023/24. The majority of students are from the UAE, comprising 50% of the total graduates, while the remaining 50% are from Mali, Senegal, and Ukraine.

GRADUATES GENDER

The data in Figure 3 indicate that 66.67% of graduates were female, while the remaining 33.33% were male.

COHORT ANALYSIS

Figure 4 shows that all graduates in AY 2023/24 completed the programme on time.



Figure 1
Total Graduates over the Years

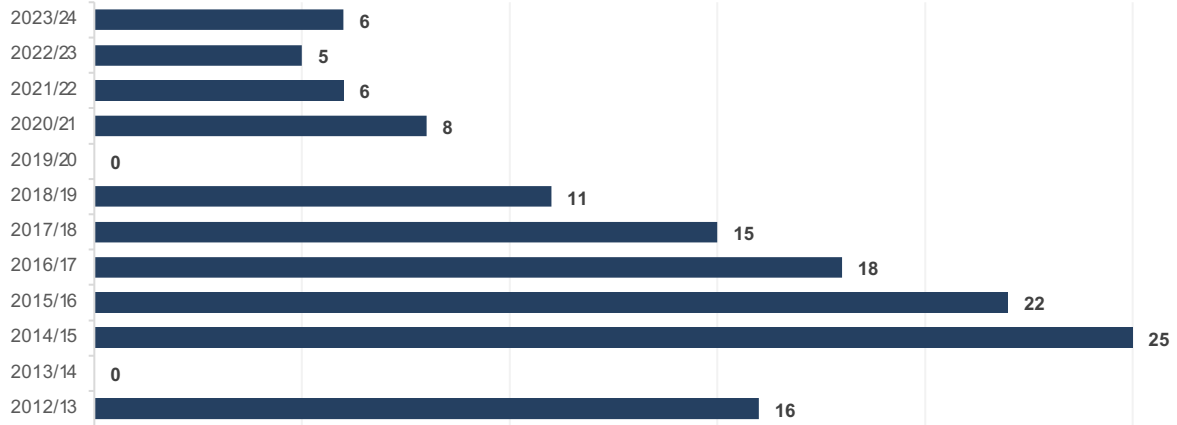


Figure 2
Graduates by Nationality

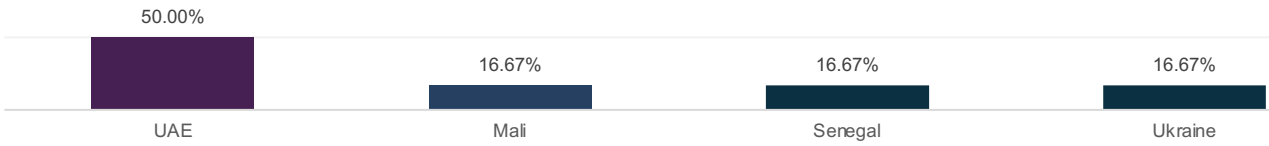


Figure 3
Graduates by Gender

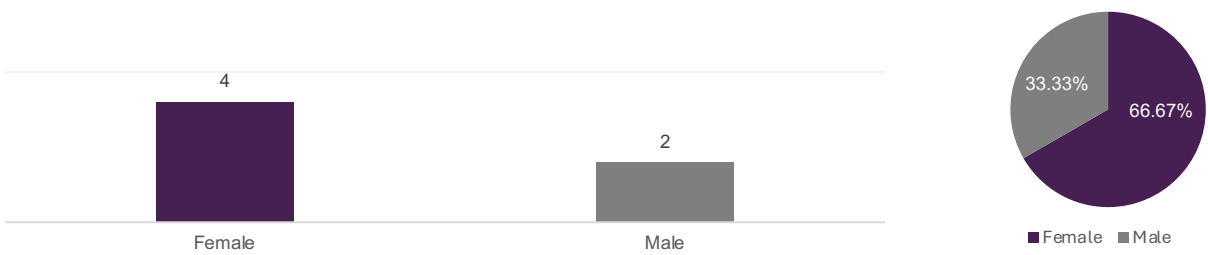
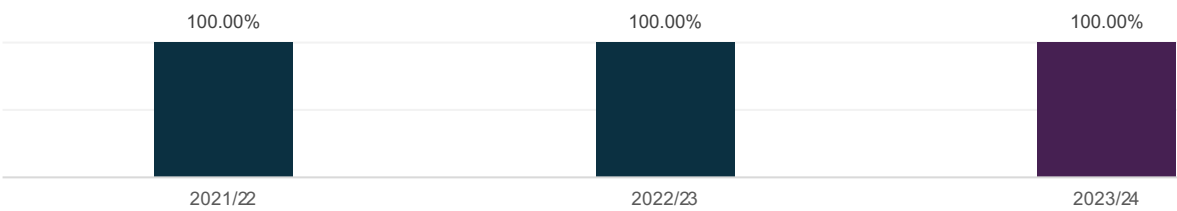


Figure 4
On-time Graduation



6.2 GRADUATE EMPLOYMENT

The Graduate employment data is extracted from the ADEK Graduate Destination Survey 2023/24 which uses the data of the previous academic year 2022/23. This survey is sent out to graduates from all programmes.

Total Respondents: 4 Graduates.

GRADUATES BY EMPLOYMENT STATUS

The data in Figure 5 indicate that 75% of the responding graduates are currently employed.

GRADUATES BY EMPLOYMENT SECTOR

Figure 6 shows that 100% of employed graduates were working in the private sector.

EMPLOYMENT OF GRADUATES WITH NAFIS BENEFITS

Figure 7 indicates that none of employed graduates were beneficiaries of Nafis under the 'Emirati Salary Support Scheme'.

EMPLOYMENT STATUS WHILE STUDYING AT SUAD

The data in Figure 8 indicate that all responding graduates were employed while studying at SUAD.

GRADUATES PURSUING HIGHER STUDIES

Figure 9 shows that none of responding graduates were pursuing further studies.

GRADUATES SEEKING EMPLOYMENT OPPORTUNITIES

The data in Figure 10 indicate that 25% of graduates are actively seeking employment or exploring new job opportunities.



50%
Male

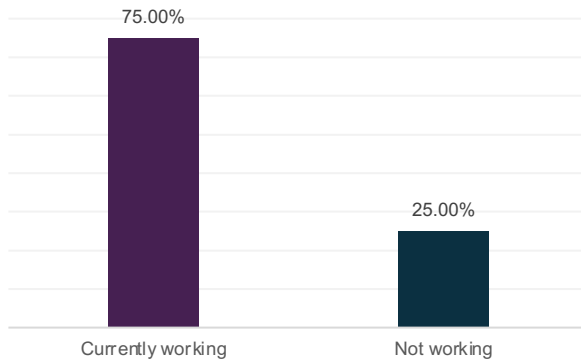


50%
Female

Response rate

80%

Figure 5
Graduates by Employment Status



75%
Currently working



Figure 7
Employment by Nafis Benefits


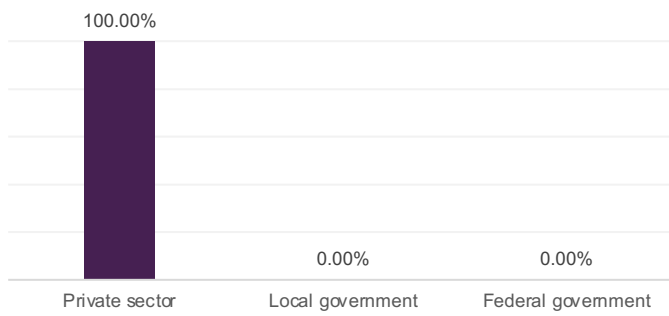


Figure 6
Graduates by Employment Sector

Figure 9
Further Studies Statistics

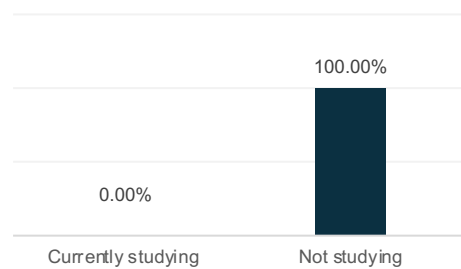
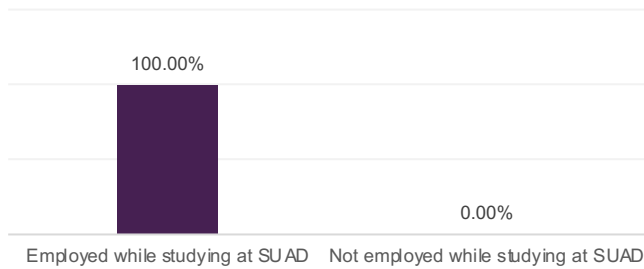
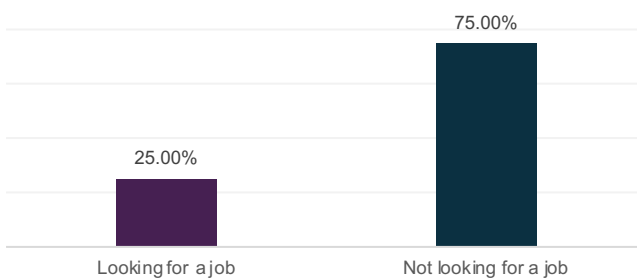



Figure 8
Employment Status While Studying

Figure 10
Job Seeking Breakdown



25%
Looking for a job



MASTER IN INTERNATIONAL LAW, INTERNATIONAL RELATIONS, AND DIPLOMACY

7



7.1 SUAD GRADUATES

GRADUATES OVER THE YEARS

In 2023/24, 11 students graduated from the programme (Figure 1).

To complete a degree, students are required to earn credits in a specified set of courses to be promoted to the next level. Therefore, successfully progressing in each semester and each year is predictive of whether students graduate on time.

GRADUATES NATIONALITY

Figure 2 illustrates the nationalities of graduates for the academic year 2023/24. The majority of students are from the UAE, comprising 63.64% of the total graduates, while the remaining students come from Colombia, France, South Korea, and Uzbekistan.

GRADUATES GENDER

The data in Figure 3 indicates that 54.55% of graduates were female, while the remaining 45.45% were male.

COHORT ANALYSIS

Figure 4 shows that all graduates in AY 2023/24 completed the programme on time.



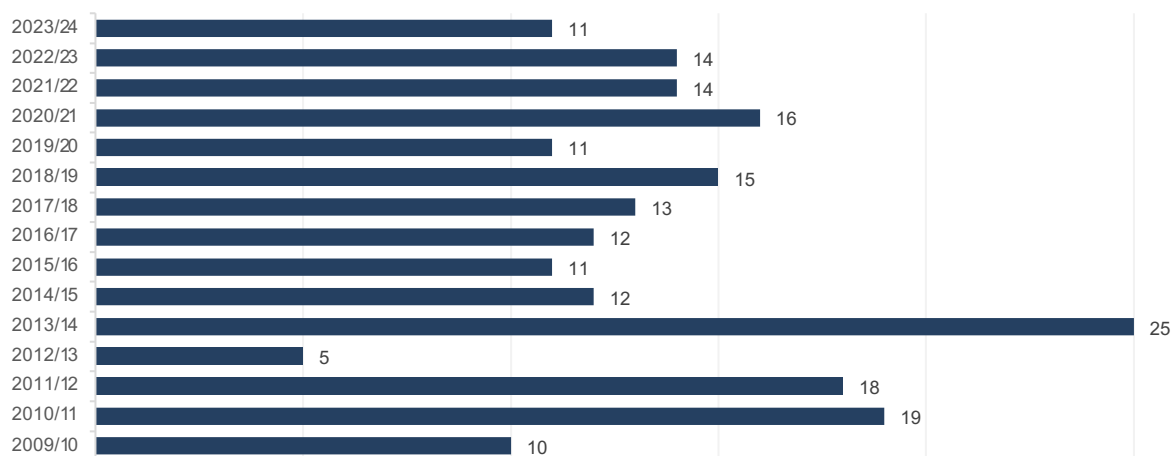


Figure 1
Total Graduates over the Years

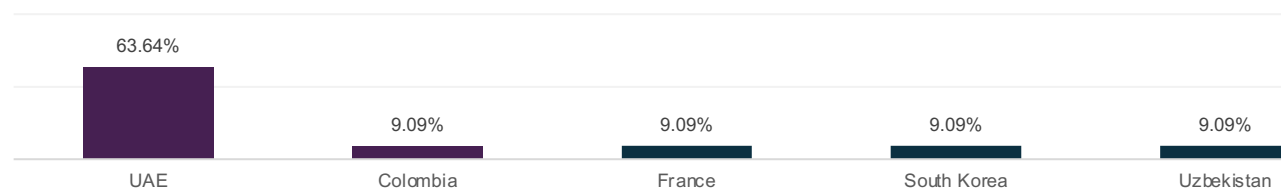


Figure 2
Graduates by Nationality

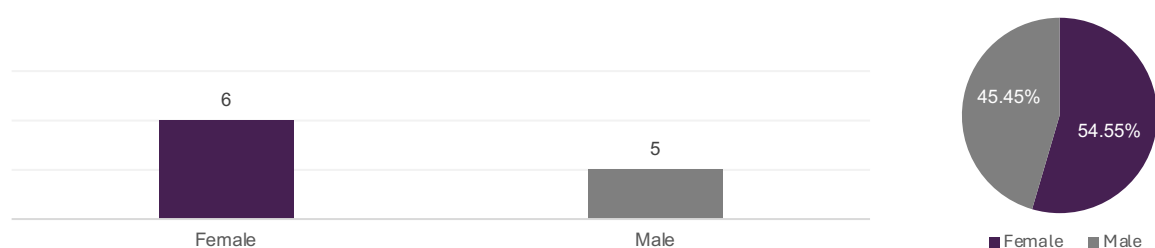


Figure 3
Graduates by Gender

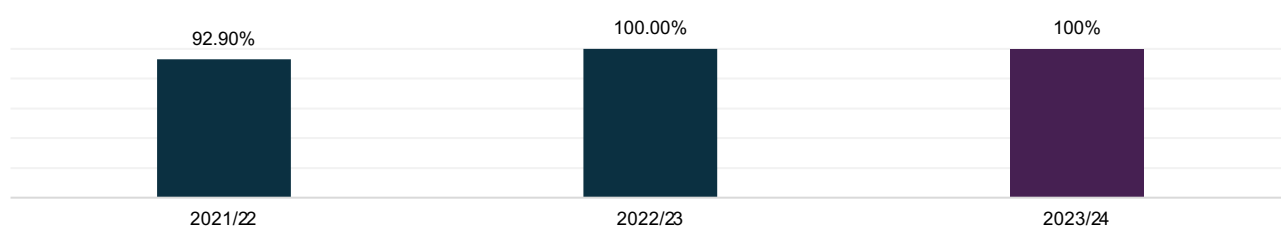


Figure 4
On-time Graduation

7.2 GRADUATE EMPLOYMENT

The Graduate employment data is extracted from the ADEK Graduate Destination Survey 2023/24 which uses the data of the previous academic year 2022/23. This survey is sent out to graduates from all programmes.

Total Respondents: 8 Graduates.

GRADUATES BY EMPLOYMENT STATUS

The data in Figure 5 indicate that 62.50% of the responding graduates are currently employed.

GRADUATES BY EMPLOYMENT SECTOR

Figure 6 shows that 60% of employed graduates were working in the private sector, while the remaining 40% were employed in the semi-government sector.

EMPLOYMENT OF GRADUATES WITH NAFIS BENEFITS

Figure 7 indicates that none of employed graduates were beneficiaries of Nafis under the 'Emirati Salary Support Scheme'.

EMPLOYMENT STATUS WHILE STUDYING AT SUAD

The data in Figure 8 indicate that 75% of responding graduates were employed while studying at SUAD.

GRADUATES PURSUING HIGHER STUDIES

Figure 9 shows that none of responding graduates were pursuing further studies.

GRADUATES SEEKING EMPLOYMENT OPPORTUNITIES

The data in Figure 10 indicate that 37.50% of graduates are actively seeking employment or exploring new job opportunities.


Response rate
51.14%

25%
Male



75%
Female





62.50%
Currently working

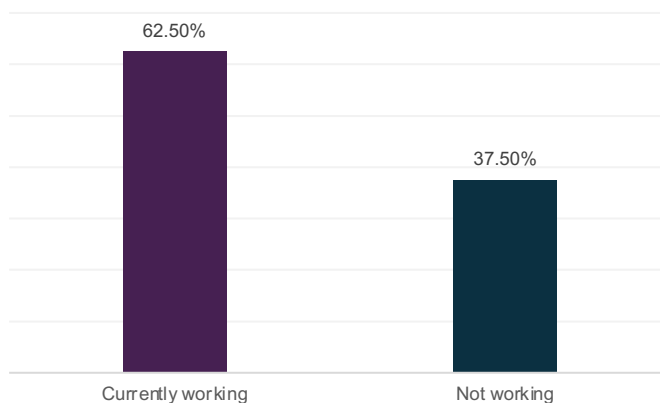


Figure 5
Graduates by Employment Status

Figure 6
Graduates by Employment Sector

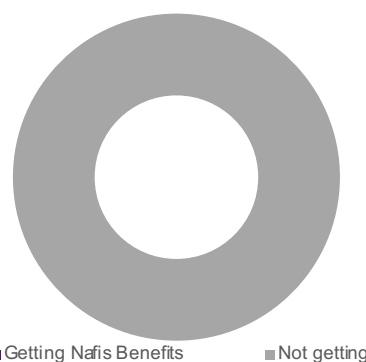
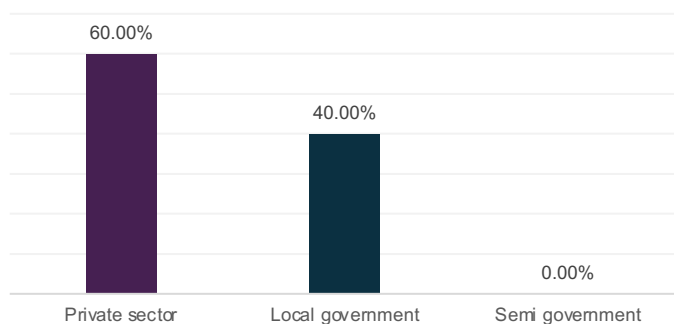


Figure 7
Employment by Nafis Benefits

Figure 8
Employment Status While Studying

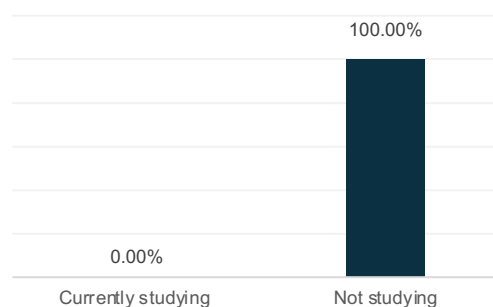
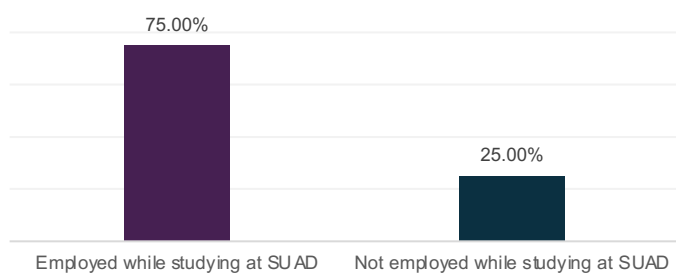



Figure 9
Further Studies Statistics



37.50%
Looking for a job

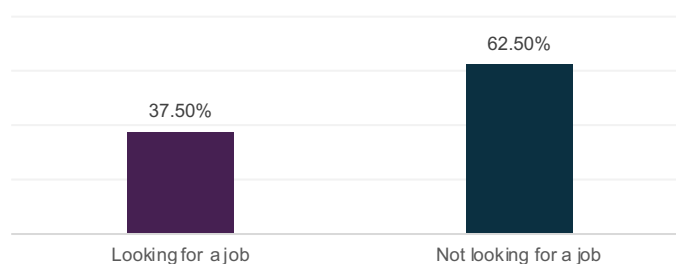


Figure 10
Job Seeking Breakdown

DEPARTMENT OF **MARKETING, MANAGEMENT, COMMUNICATION, MEDIA - MMCM**

Graduation Data

SECTION 1

MASTER IN MARKETING, MANAGEMENT, COMMUNICATION, MEDIA



MASTER IN MARKETING, MANAGEMENT, COMMUNICATION, MEDIA

1



1.1 SUAD GRADUATES

GRADUATES OVER THE YEARS

In 2023/24, 6 student graduated from the programme (Figure 1).

To complete a degree, students are required to earn credits in a specified set of courses to be promoted to the next level. Therefore, successfully progressing in each semester and each year is predictive of whether students graduate on time.

GRADUATES NATIONALITY

Figure 2 displays the nationalities of graduates for the academic year 2023/24, with 66.67% being UAE nationals, and the remaining graduates coming from Russia and the United Kingdom.

GRADUATES GENDER

The data presented in Figure 3 shows that 83.33% of the graduates were female.

COHORT ANALYSIS

Figure 4 shows that all graduates in AY 2023/24 completed the programme on time.



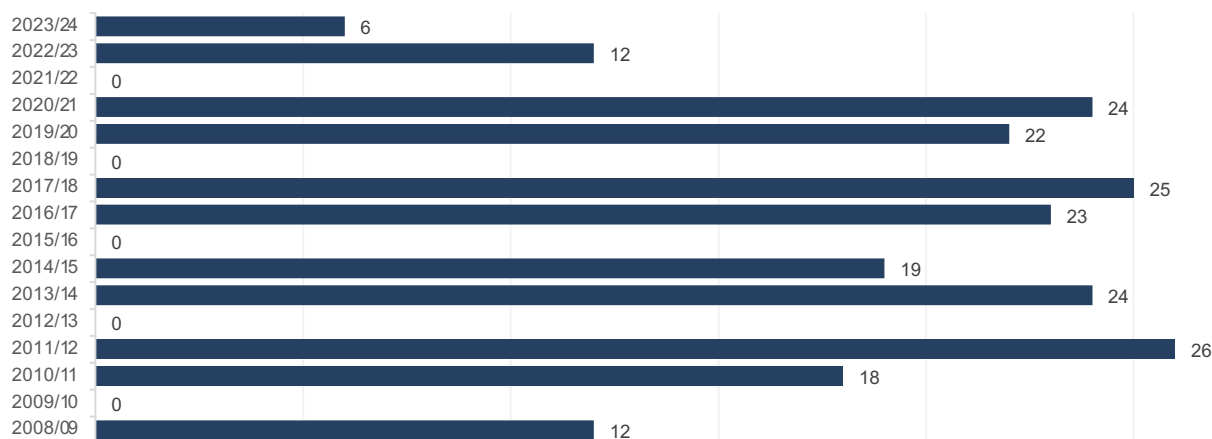


Figure 1
Total Graduates over the Years

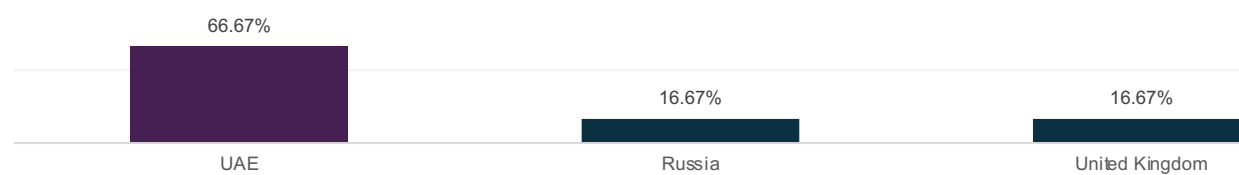


Figure 2
Graduates by Nationality

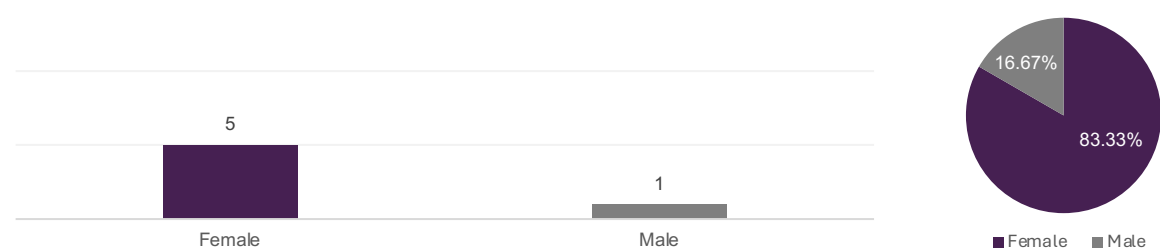


Figure 3
Graduates by Gender



Figure 4
On-time Graduation

1.2 GRADUATE EMPLOYMENT

The Graduate employment data is extracted from the ADEK Graduate Destination Survey 2023/24 which uses the data of the previous academic year 2022/23. This survey is sent out to graduates from all programmes.

Total Respondents: 9 Graduates.

GRADUATES BY EMPLOYMENT STATUS

The data in Figure 5 indicate that all the responding graduates are currently employed.

GRADUATES BY EMPLOYMENT SECTOR

Figure 6 shows that 44.44% of employed graduates were working in the private sector, while the remaining graduates were employed in the federal, semi-government, and local government sectors.

EMPLOYMENT OF GRADUATES WITH NAFIS BENEFITS

Figure 7 indicates that none of employed graduates were beneficiaries of Nafis under the 'Emirati Salary Support Scheme'.

EMPLOYMENT STATUS WHILE STUDYING AT SUAD

The data in Figure 8 indicate that 88.89% of responding graduates were employed while studying at SUAD.

GRADUATES PURSUING HIGHER STUDIES

Figure 9 shows that none of responding graduates were pursuing further studies.

GRADUATES SEEKING EMPLOYMENT OPPORTUNITIES

The data in Figure 10 indicate that 44.4% of graduates are actively seeking employment or exploring new job opportunities.

Response rate

75%

0%
Male



100%
Female





100%
Currently working

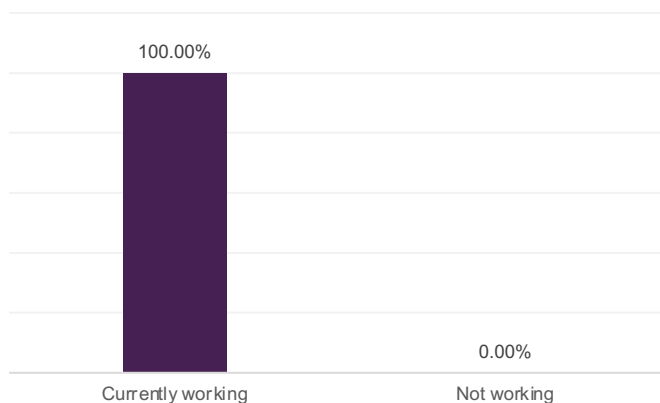


Figure 5
Graduates by Employment Status

Figure 6
Graduates by Employment Sector

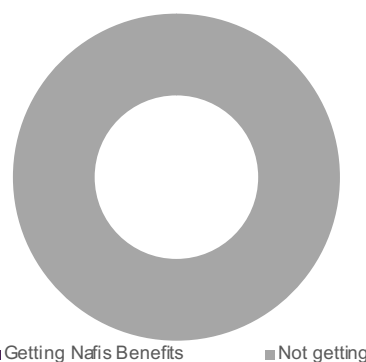
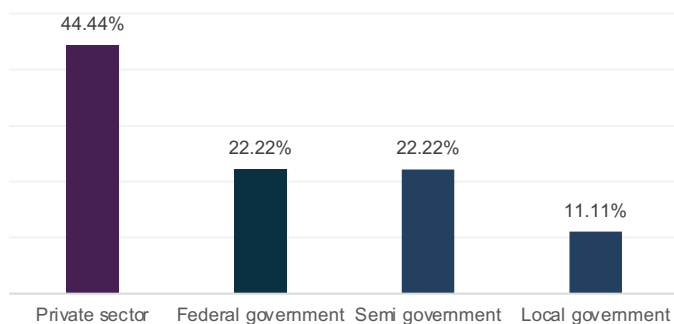


Figure 7
Employment by Nafis Benefits

Figure 8
Employment Status While Studying

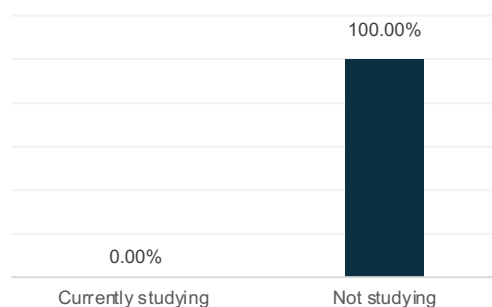
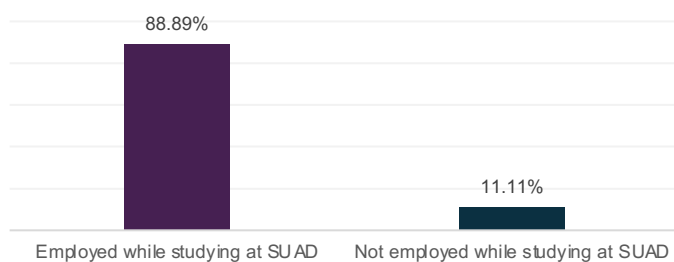



Figure 9
Further Studies Statistics



44.4%
Looking for a job

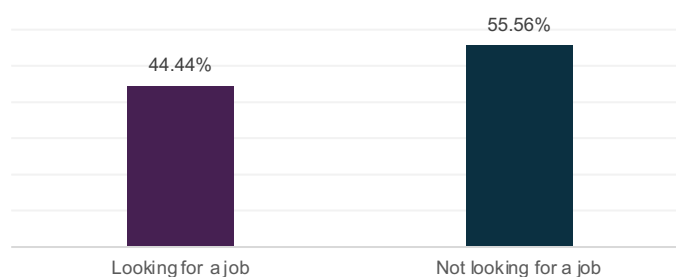


Figure 10
Job Seeking Breakdown

DEPARTMENT OF **PHILOSOPHY AND SOCIOLOGY**

Graduation Data

SECTION 1

DOUBLE BACHELOR IN PHILOSOPHY AND SOCIOLOGY

SECTION 1

MASTER IN APPLIED SOCIOLOGICAL RESEARCH



DOUBLE BACHELOR IN PHILOSOPHY AND SOCIOLOGY

1



1.1 SUAD GRADUATES

GRADUATES OVER THE YEARS

In 2023/24, 11 students graduated from the programme (Figure 1).

To complete a degree, students are required to earn credits in a specified set of courses to be promoted to the next level. Therefore, successfully progressing in each semester and each year is predictive of whether students graduate on time.

GRADUATES NATIONALITY

Figure 2 illustrates the nationalities of graduates for the academic year 2023/24, with 63.64% of graduates being Emirati, and the remaining graduates from Australia, France, Mali, and Morocco.

GRADUATES GENDER

The data in Figure 3 indicates that 54.55% of graduates were female, with the remaining graduates being male.

COHORT ANALYSIS

Figure 4 shows that 100% graduates in AY 2023/24 completed the programme on time.



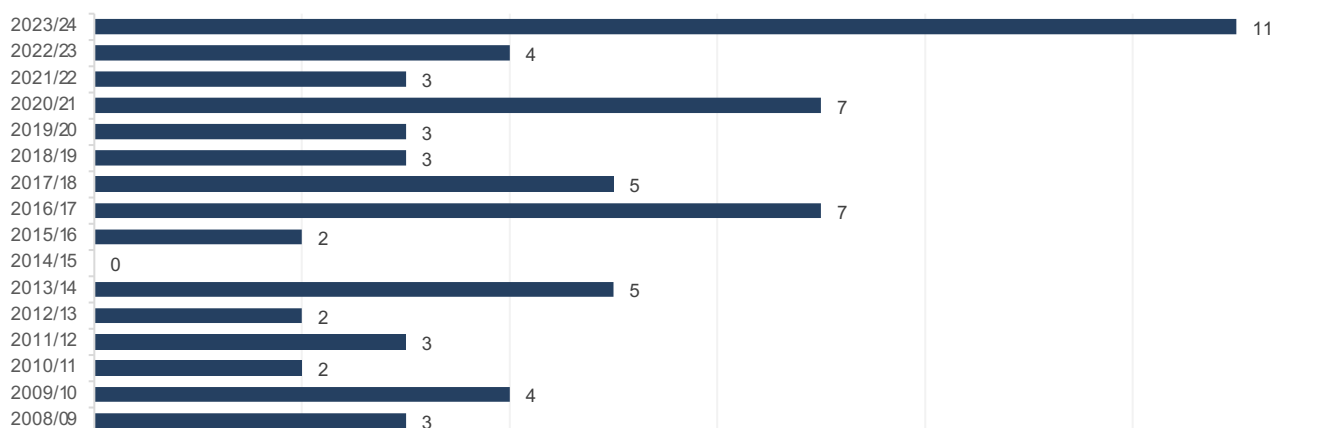


Figure 1
Total Graduates over the Years

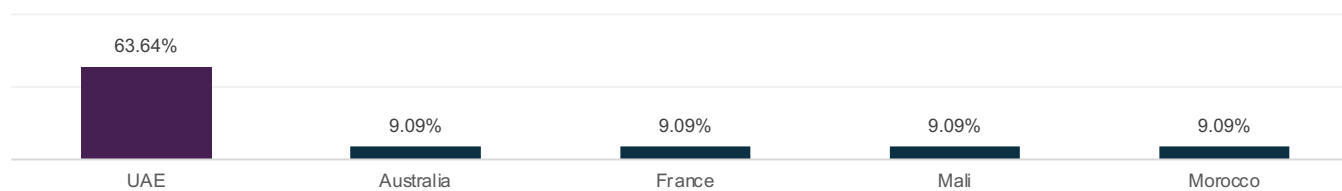


Figure 2
Graduates by Nationality

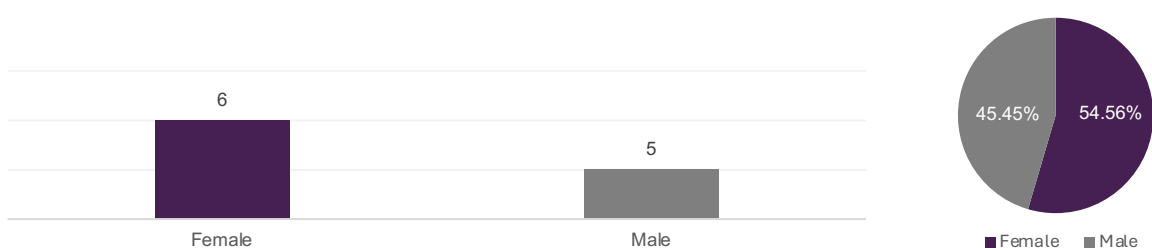


Figure 3
Graduates by Gender

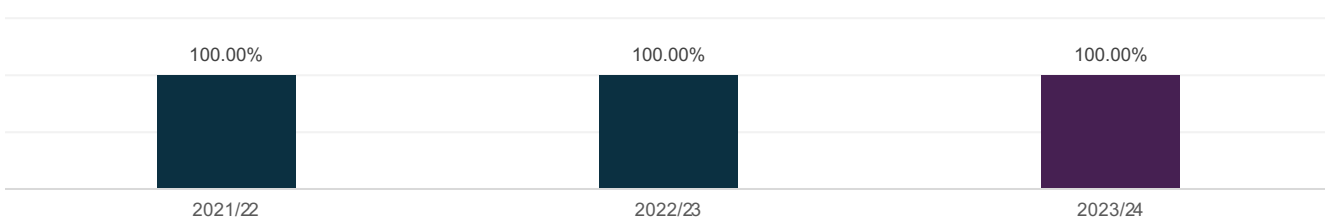


Figure 4
On-time Graduation

1.2 GRADUATE EMPLOYMENT

The Graduate employment data is extracted from the ADEK Graduate Destination Survey 2023/24 which uses the data of the previous academic year 2022/23. This survey is sent out to graduates from all programmes.

Total Respondents: 3 Graduates.

GRADUATES BY EMPLOYMENT STATUS

The data in Figure 5 indicates that none of the responding graduates are currently employed.

GRADUATES BY EMPLOYMENT SECTOR

Figure 6 shows that none of the responding graduates are currently employed in any sector.

EMPLOYMENT OF GRADUATES WITH NAFIS BENEFITS

Figure 7 indicates that none of responding graduates were beneficiaries of Nafis under the 'Emirati Salary Support Scheme'.

EMPLOYMENT STATUS WHILE STUDYING AT SUAD

The data in Figure 8 indicate that none of responding graduates were employed while studying at SUAD.

GRADUATES PURSUING HIGHER STUDIES

Figure 9 shows that none of responding graduates were pursuing further studies.

GRADUATES SEEKING EMPLOYMENT OPPORTUNITIES

The data in Figure 10 indicate that 66.67% of graduates are actively seeking employment or exploring new job opportunities.

Response rate


75%

0%
Male



100%
Female





0%
Currently working

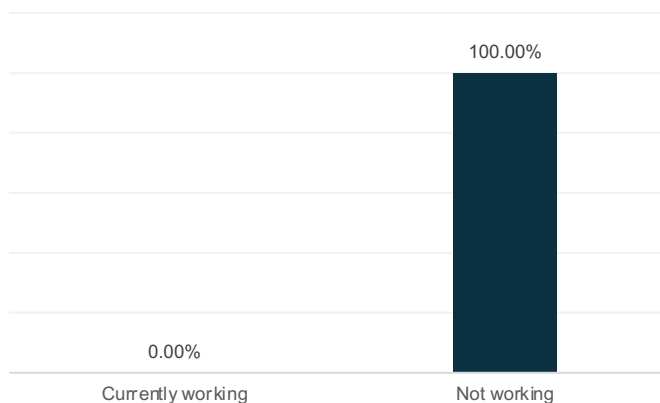


Figure 5
Graduates by Employment Status

Figure 6
Graduates by Employment Sector

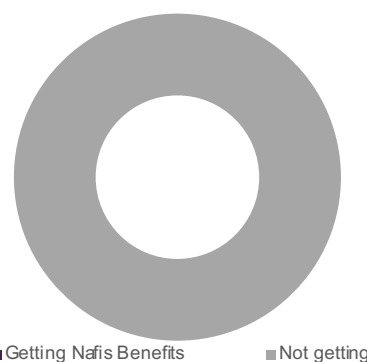
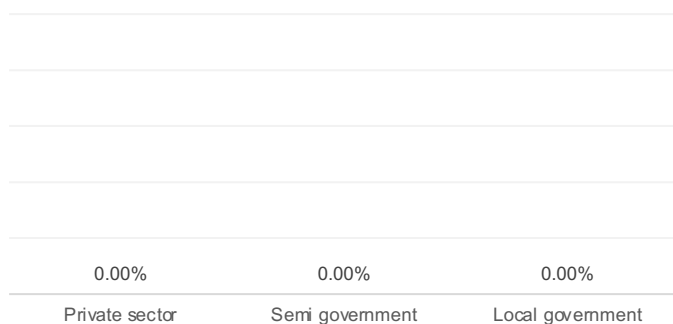


Figure 7
Employment by Nafis Benefits

Figure 8
Employment Status While Studying

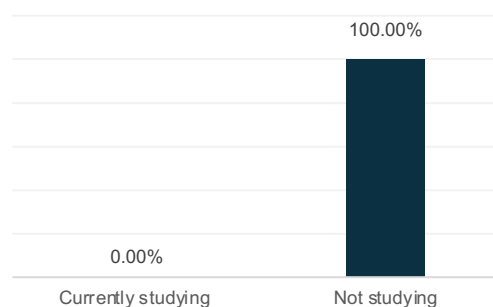
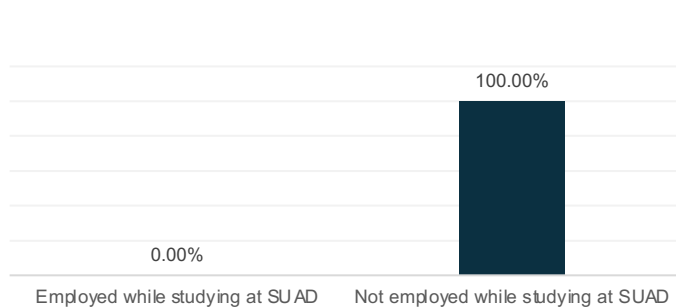



Figure 9
Further Studies Statistics



66.7%
Looking for a job

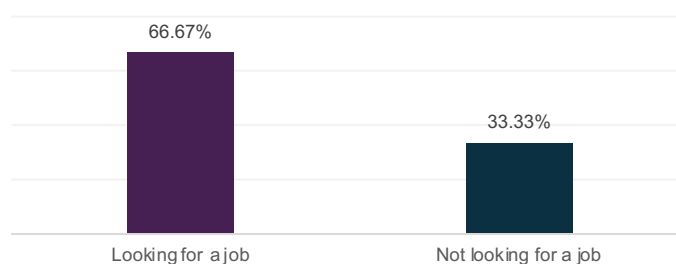


Figure 10
Job Seeking Breakdown

2

MASTER IN APPLIED SOCIOLOGICAL RESEARCH



2.1 SUAD GRADUATES

GRADUATES OVER THE YEARS

In 2023/24, 5 students graduated from the programme (Figure 1).

To complete a degree, students are required to earn credits in a specified set of courses to be promoted to the next level. Therefore, successfully progressing in each semester and each year is predictive of whether students graduate on time.

GRADUATES NATIONALITY

Figure 2 displays the distribution of graduates' nationalities for the academic year 2023/24, with Emirati students comprising 60% of the total graduates.

GRADUATES GENDER

The data in Figure 3 indicates that 80% of graduates were female.

COHORT ANALYSIS

Figure 4 shows that 100% graduates in AY 2023/24 completed the programme on time.



Figure 1
Total Graduates over the Years

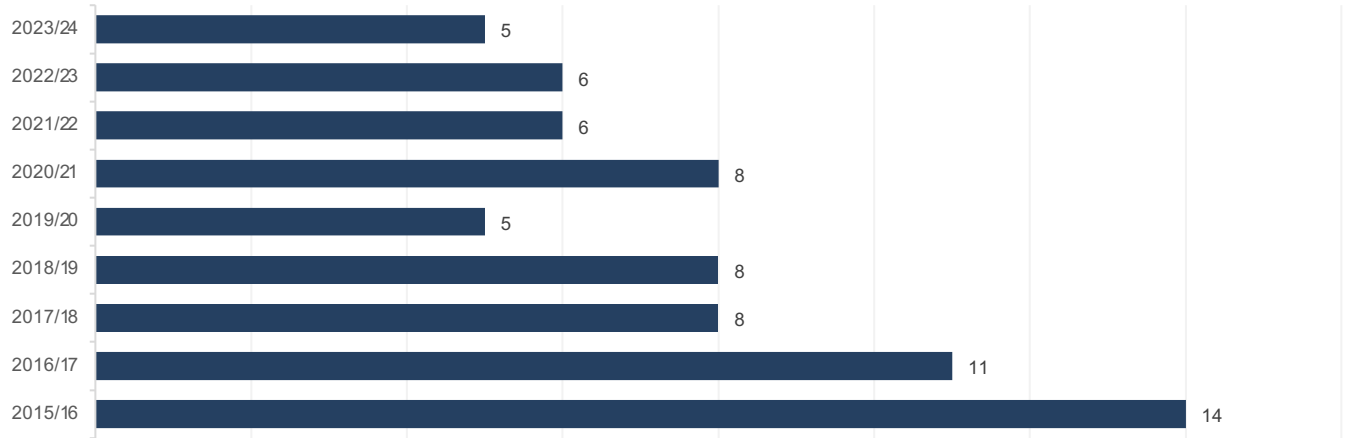


Figure 2
Graduates by Nationality

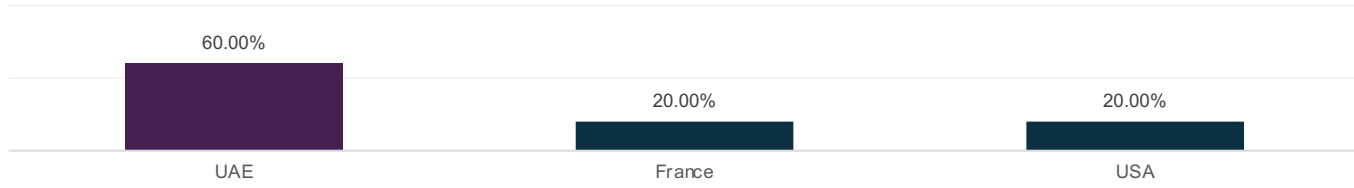


Figure 3
Graduates by Gender

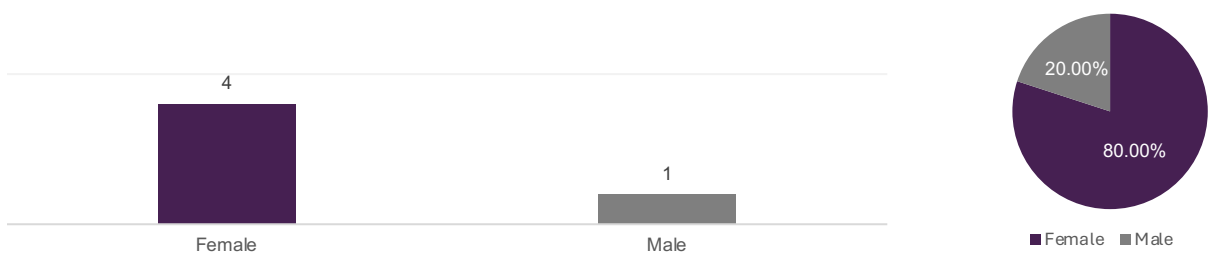
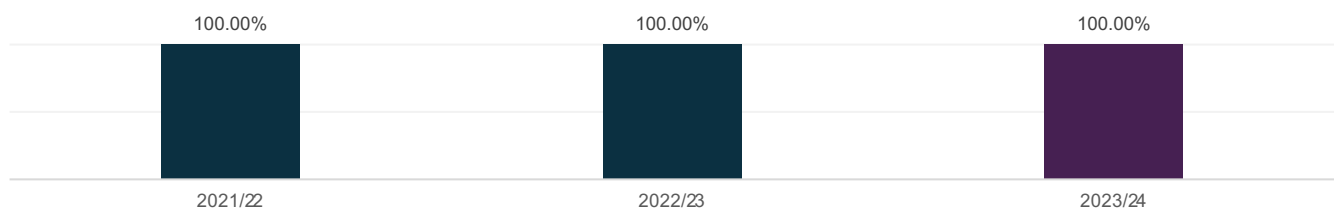


Figure 4
On-time Graduation



2.2 GRADUATE EMPLOYMENT

The Graduate employment data is extracted from the ADEK Graduate Destination Survey 2023/24 which uses the data of the previous academic year 2022/23. This survey is sent out to graduates from all programmes.

Total Respondents: 3 Graduates.

GRADUATES BY EMPLOYMENT STATUS

The data in Figure 5 indicate that 66.67% of the responding graduates are currently employed.

GRADUATES BY EMPLOYMENT SECTOR

Figure 6 shows that 50% of employed graduates worked in the federal government sector, while the other 50% were employed in the local government sector.

EMPLOYMENT OF GRADUATES WITH NAFIS BENEFITS

Figure 7 indicates that none of employed graduates were beneficiaries of Nafis under the 'Emirati Salary Support Scheme'.

EMPLOYMENT STATUS WHILE STUDYING AT SUAD

The data in Figure 8 indicate that 66.67% of responding graduates were employed while studying at SUAD.

GRADUATES PURSUING HIGHER STUDIES

Figure 9 shows that none of responding graduates were pursuing further studies.

GRADUATES SEEKING EMPLOYMENT OPPORTUNITIES

The data in Figure 10 indicate that 100% of graduates are actively seeking employment or exploring new job opportunities.



0%
Male

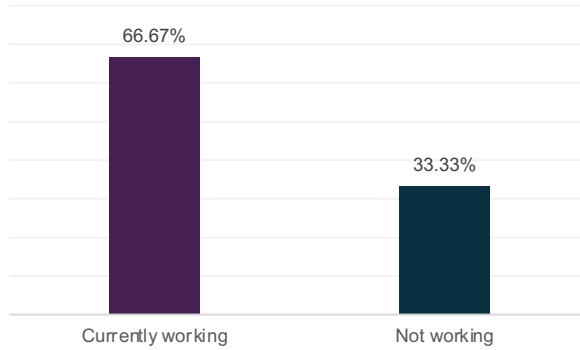


100%
Female

Response rate

50%

Figure 5
Graduates by Employment Status



66.7%
Currently working




Figure 7
Employment by Nafis Benefits


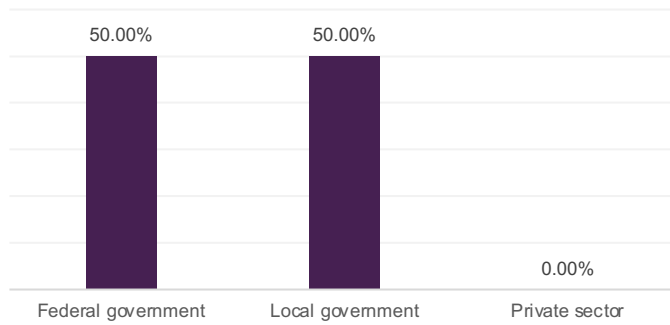


Figure 6
Graduates by Employment Sector

Figure 9
Further Studies Statistics

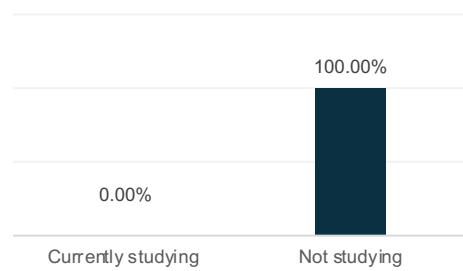
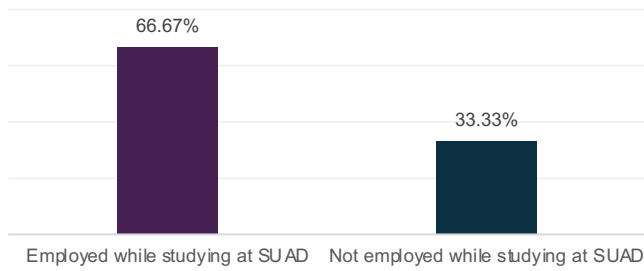
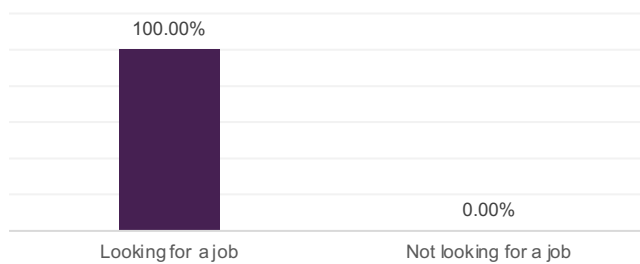



Figure 8
Employment Status While Studying

Figure 10
Job Seeking Breakdown



100%
Looking for a job



DEPARTMENT OF SCIENCES AND ENGINEERING

Graduation Data

SECTION 1

BACHELOR IN MATHEMATICS SPECIALISATION IN DATA SCIENCE
FOR ARTIFICIAL INTELLIGENCE

SECTION 2

BACHELOR OF PHYSICS

SECTION 3

MASTER IN PHYSICS SPECIALISATION IN NON-DESTRUCTIVE
CHARACTERISATION WITH APPLICATIONS FOR CULTURAL HERITAGE



1

BACHELOR IN MATHEMATICS SPECIALISATION IN DATA SCIENCE FOR ARTIFICIAL INTELLIGENCE



1.1 SUAD GRADUATES

GRADUATES OVER THE YEARS

In 2023/24, 6 students graduated from the programme (Figure 1).

To complete a degree, students are required to earn credits in a specified set of courses to be promoted to the next level. Therefore, successfully progressing in each semester and each year is predictive of whether students graduate on time.

GRADUATES NATIONALITY

Figure 2 shows the distribution of graduates by nationality for the academic year 2023/24. Algeria and Egypt each make up 33.33%, followed by France and the UAE, each comprising 16.67%.

GRADUATES GENDER

The data presented in Figure 3 shows that the gender of the graduates is evenly distributed, with 50% male and 50% female.

COHORT ANALYSIS

Figure 4 shows that 100% graduates in AY 2023/24 completed the programme on time.



Figure 1
Total Graduates over the Years




Figure 2
Graduates by Nationality

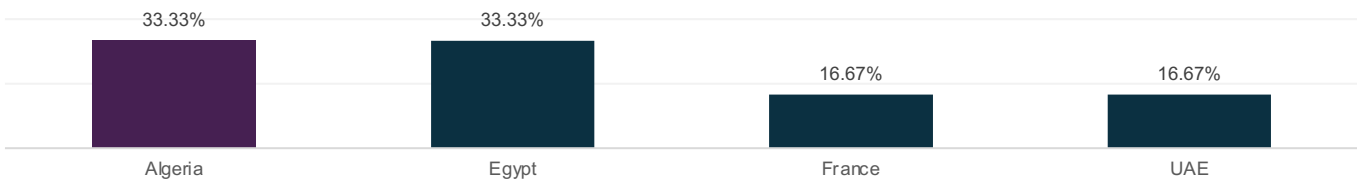


Figure 3
Graduates by Gender

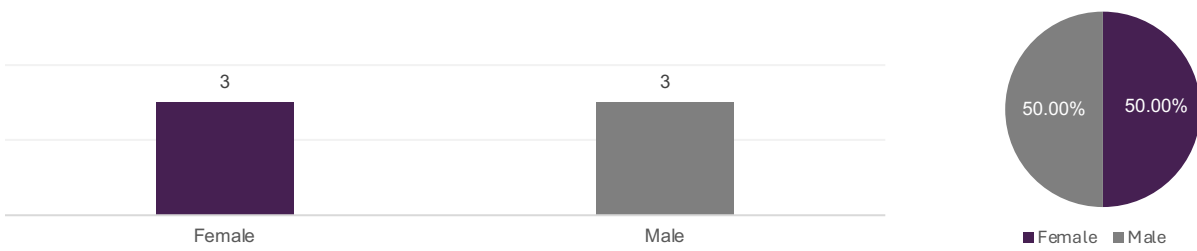



Figure 4
On-time Graduation



1.2 GRADUATE EMPLOYMENT

The Graduate employment data is extracted from the ADEK Graduate Destination Survey 2023/24 which uses the data of the previous academic year 2022/23. This survey is sent out to graduates from all programmes.

Total Respondents: 1 Graduates.

GRADUATES BY EMPLOYMENT STATUS

The data in Figure 5 indicates that the responding graduates are currently employed.

GRADUATES BY EMPLOYMENT SECTOR

Figure 6 shows that all responding graduates are currently employed in the local government sector.

EMPLOYMENT OF GRADUATES WITH NAFIS BENEFITS

Figure 7 indicates that none of responding graduates were beneficiaries of Nafis under the 'Emirati Salary Support Scheme'.

EMPLOYMENT STATUS WHILE STUDYING AT SUAD

The data in Figure 8 indicate that none of responding graduates were employed while studying at SUAD.

GRADUATES PURSUING HIGHER STUDIES

Figure 9 shows that none of responding graduates were pursuing further studies.

GRADUATES SEEKING EMPLOYMENT OPPORTUNITIES

The data in Figure 10 indicate that none of graduates are actively seeking employment or exploring new job opportunities.



0%
Male

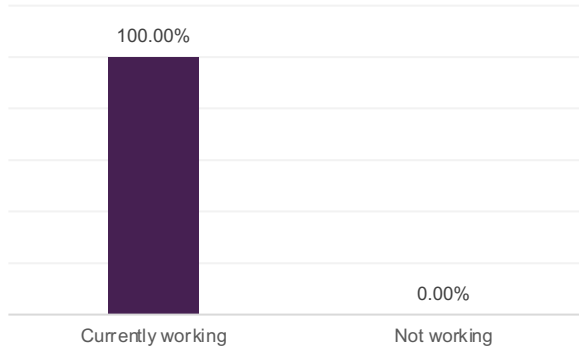


100%
Female

Response rate

100%

Figure 5
Graduates by Employment Status



100%
Currently working




Figure 7
Employment by Nafis Benefits


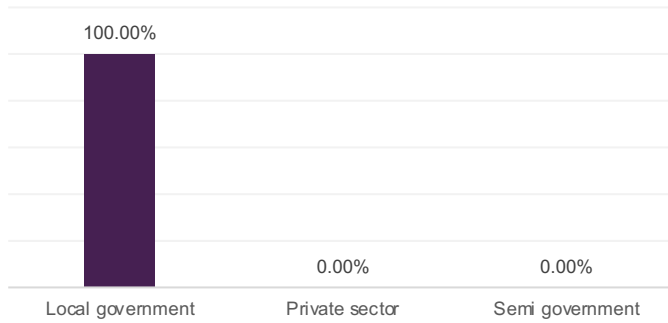


Figure 6
Graduates by Employment Sector

Figure 9
Further Studies Statistics

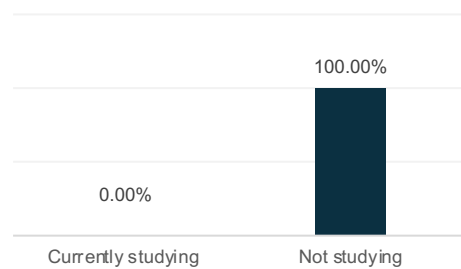
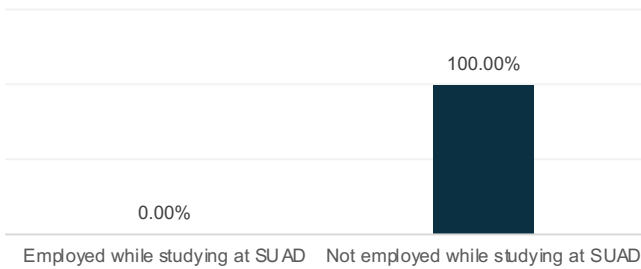
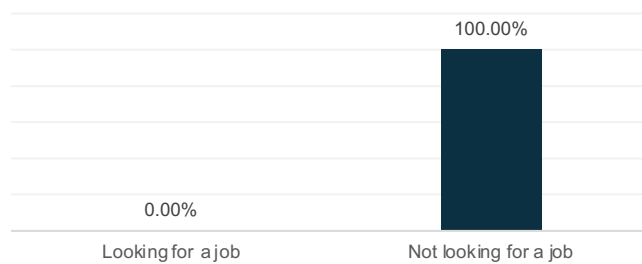



Figure 8
Employment Status While Studying

Figure 10
Job Seeking Breakdown




0%
Looking for a job



BACHELOR OF PHYSICS

2



2.1 SUAD GRADUATES

GRADUATES OVER THE YEARS

In 2023/24, 2 students graduated from the programme (Figure 1).

To complete a degree, students are required to earn credits in a specified set of courses to be promoted to the next level. Therefore, successfully progressing in each semester and each year is predictive of whether students graduate on time.

GRADUATES NATIONALITY

Figure 2 illustrates the nationalities of graduates for the academic year 2023/24, including representation from the UAE and the Czech Republic.

GRADUATES GENDER

Figure 3 indicates that all graduates were male.

COHORT ANALYSIS

Figure 4 shows that 100% graduates in AY 2023/24 completed the programme on time.



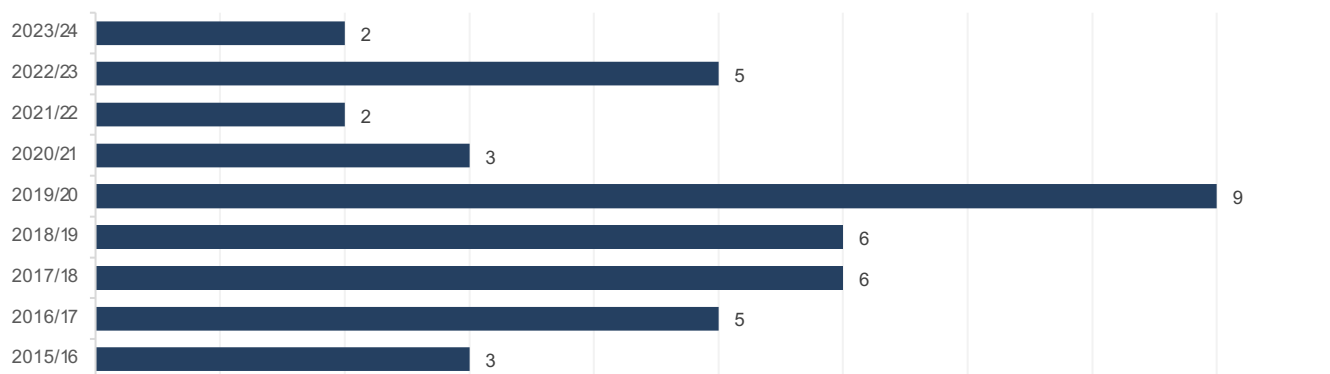


Figure 1
Total Graduates over the Years




Figure 2
Graduates by Nationality

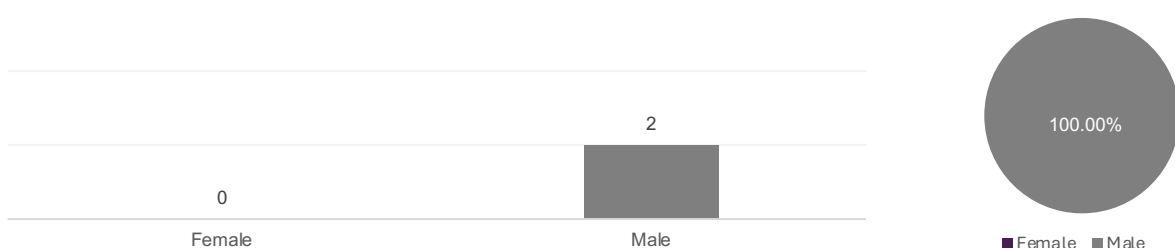


Figure 3
Graduates by Gender

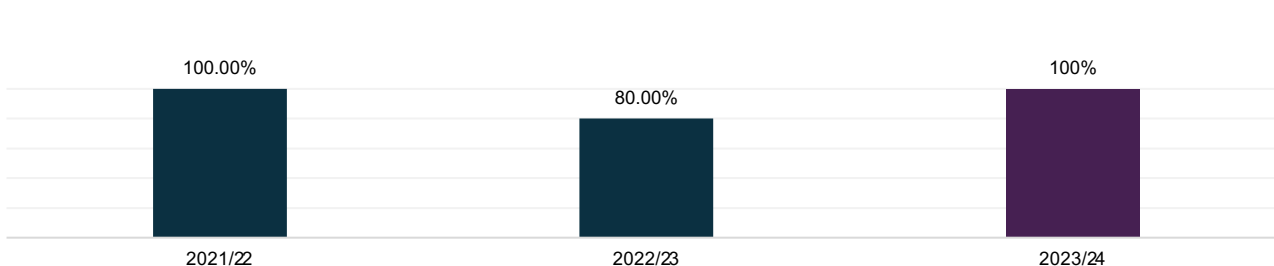


Figure 4
On-time Graduation

2.2 GRADUATE EMPLOYMENT

The Graduate employment data is extracted from the ADEK Graduate Destination Survey 2023/24 which uses the data of the previous academic year 2022/23. This survey is sent out to graduates from all programmes.

Total Respondents: 1 Graduates.

GRADUATES BY EMPLOYMENT STATUS

Figure 5 shows that none of the responding graduates are currently employed.

GRADUATES BY EMPLOYMENT SECTOR

Figure 6 shows that all responding graduates are currently employed in the local government sector.

EMPLOYMENT OF GRADUATES WITH NAFIS BENEFITS

Figure 7 indicates that none of responding graduates were beneficiaries of Nafis under the 'Emirati Salary Support Scheme'.

EMPLOYMENT STATUS WHILE STUDYING AT SUAD

The data in Figure 8 indicate that none of responding graduates were employed while studying at SUAD.

GRADUATES PURSUING HIGHER STUDIES

Figure 9 shows that none of responding graduates were pursuing further studies.

GRADUATES SEEKING EMPLOYMENT OPPORTUNITIES

The data in Figure 10 indicate that none of graduates are actively seeking employment or exploring new job opportunities.

Response rate


20%

0%
Male



100%
Female





0%
Currently working

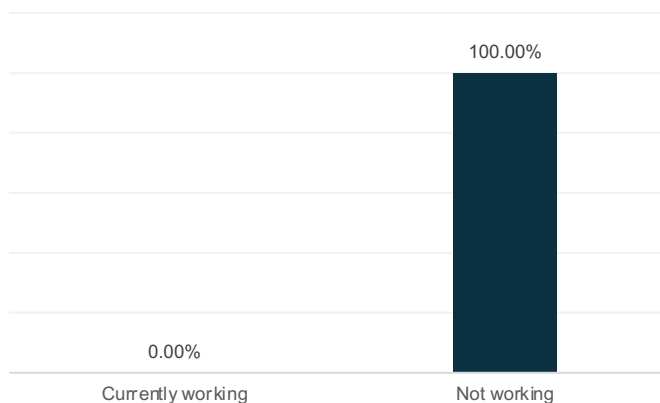


Figure 5
Graduates by Employment Status

Figure 6
Graduates by Employment Sector


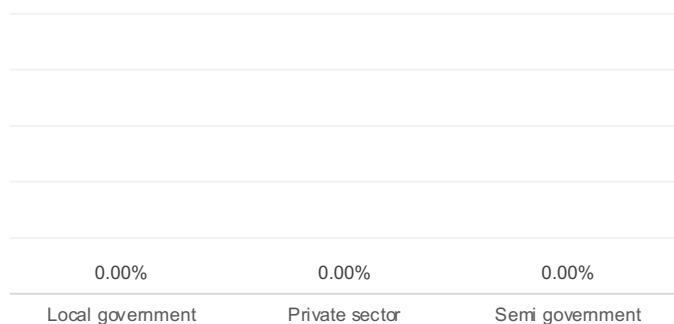


Figure 7
Employment by Nafis Benefits

Figure 8
Employment Status While Studying

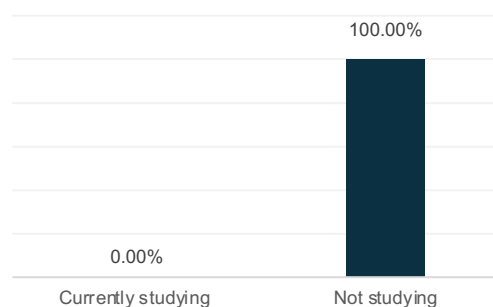
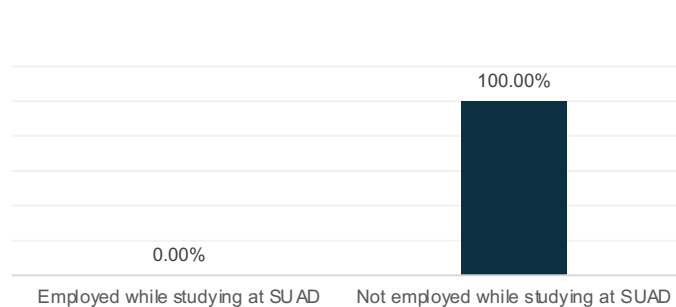



Figure 9
Further Studies Statistics



0%
Looking for a job

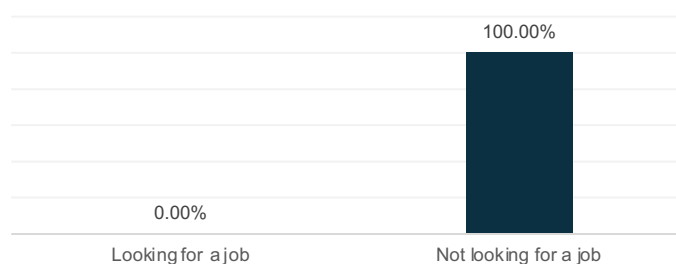


Figure 10
Job Seeking Breakdown

3

MASTER IN PHYSICS: SPECIALISATION IN NON-DESTRUCTIVE CHARACTERISATION WITH APPLICATIONS FOR CULTURAL HERITAGE



3.1 SUAD GRADUATES

GRADUATES OVER THE YEARS

No Graduates for AY 2023/24





SORBONNE
UNIVERSITY
ABU DHABI

GRADUATION CEREMONY

CLASS OF 2024



SORBONNE
UNIVERSITY
ABU DHABI

Thank you

